



CITY EDUCATION PARTNERS

City of San Antonio STAAR Data Report:

An Analysis of Test Results for Students in Grades 3-8

Table of Contents

03 Citywide Data

05 District 1

08 District 2

11 District 3

14 District 4

17 District 5

20 District 6

23 District 7

26 District 8

29 District 9

32 District 10

35 Appendix

The City of San Antonio

Mayor: Ron Nirenberg

248,940 Students in Public Schools

= 190,685

Students in Public ISD Schools

+ 18,429

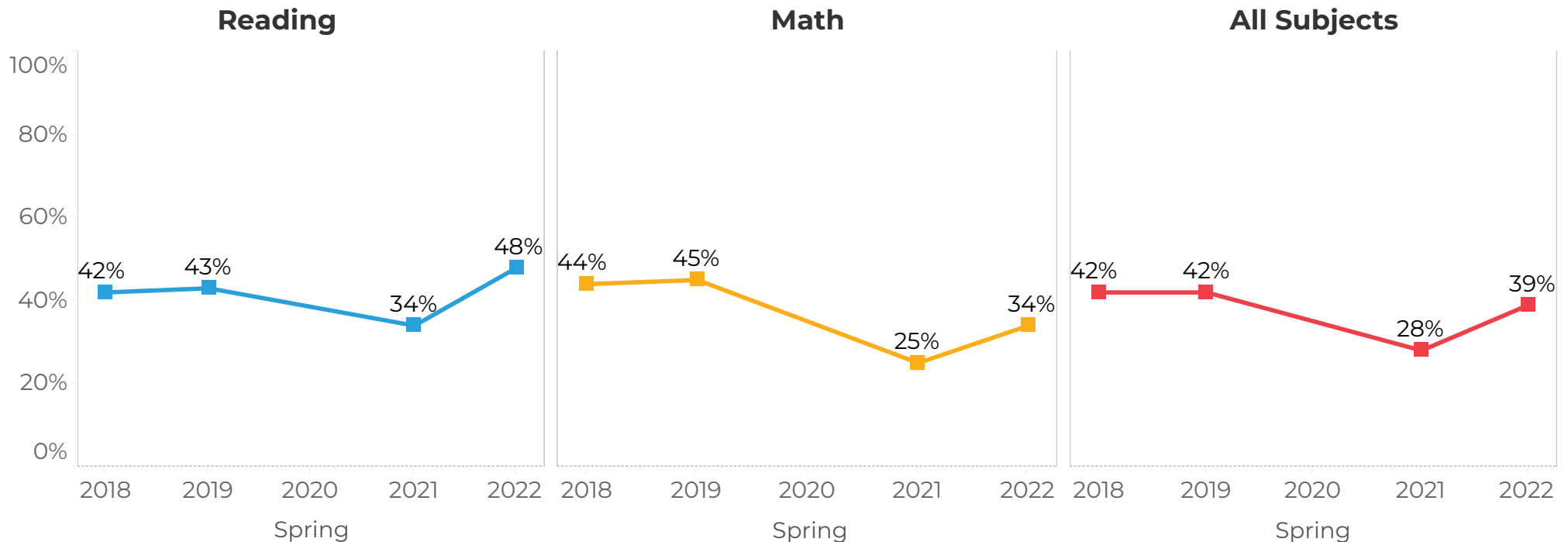
Students in 1882 Partnership/District Charter Schools

+ 39,826

Students in Public Charter Schools

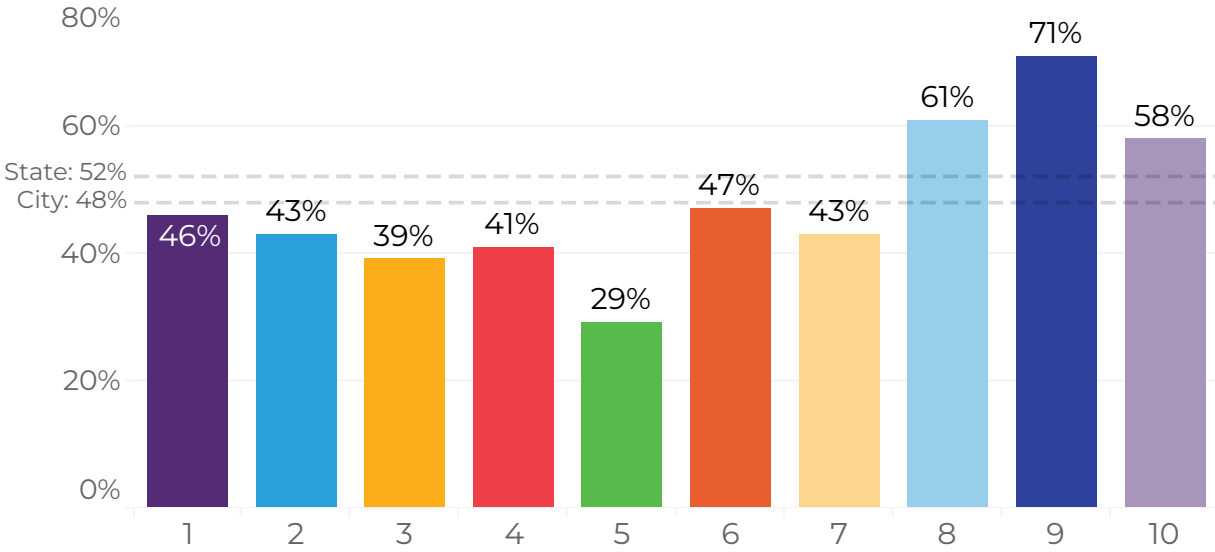
Student Achievement Annual Data Comparison for STAAR 3-8 Exams

Students met or exceeded grade-level standards 39% of the time on State of Texas tests (STAAR) for the 2021-2022 academic year in Grades 3-8 for Reading, Math, Science, and Social Studies. This represents a three percentage point decrease since the Spring of 2018.

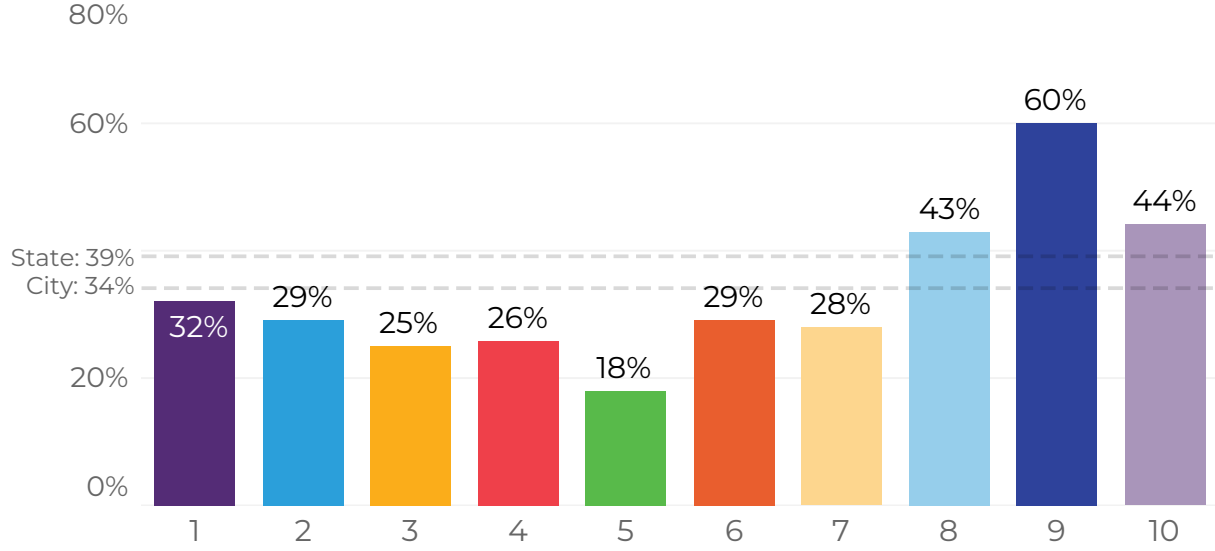


The City of San Antonio

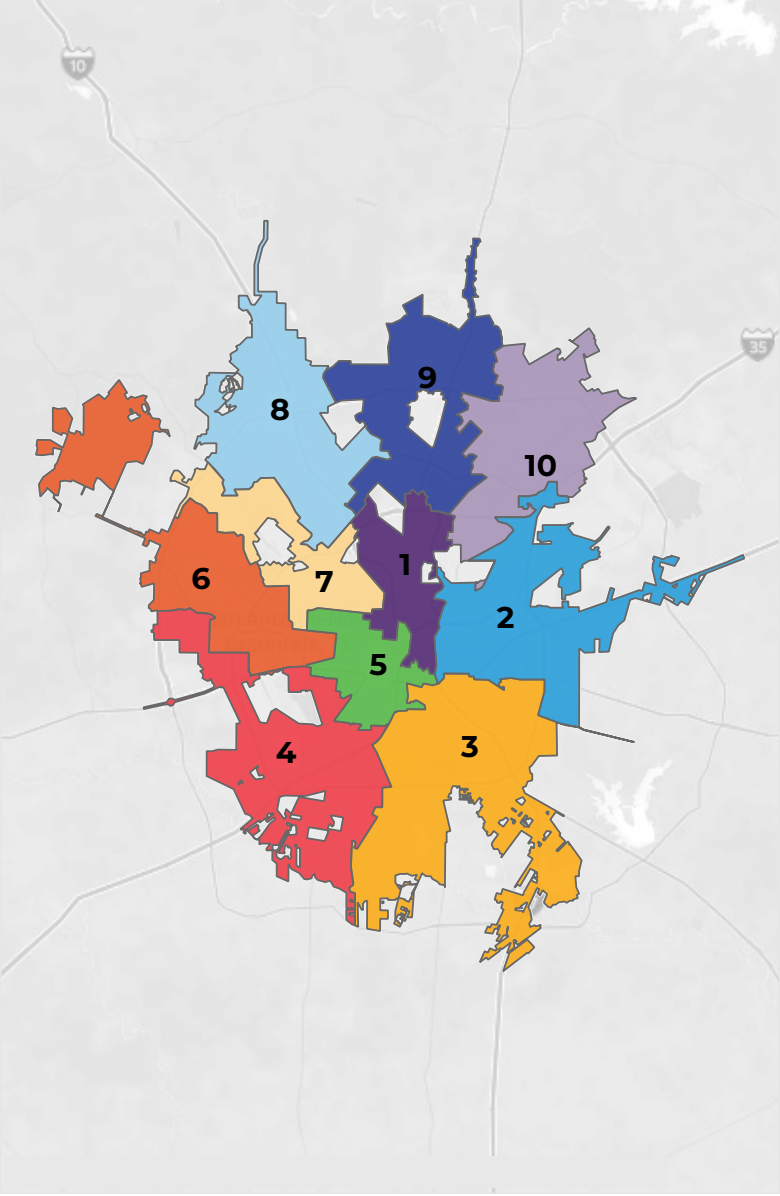
Reading Proficiency by City Council District



Math Proficiency by City Council District



City Council Districts



San Antonio City Council District 1

Council Member: Mario Bravo

24,137

Students in
Public
Schools

= 12,810

Students in
Public ISD
Schools

+

5,154

Students in 1882
Partnership/District
Charter Schools

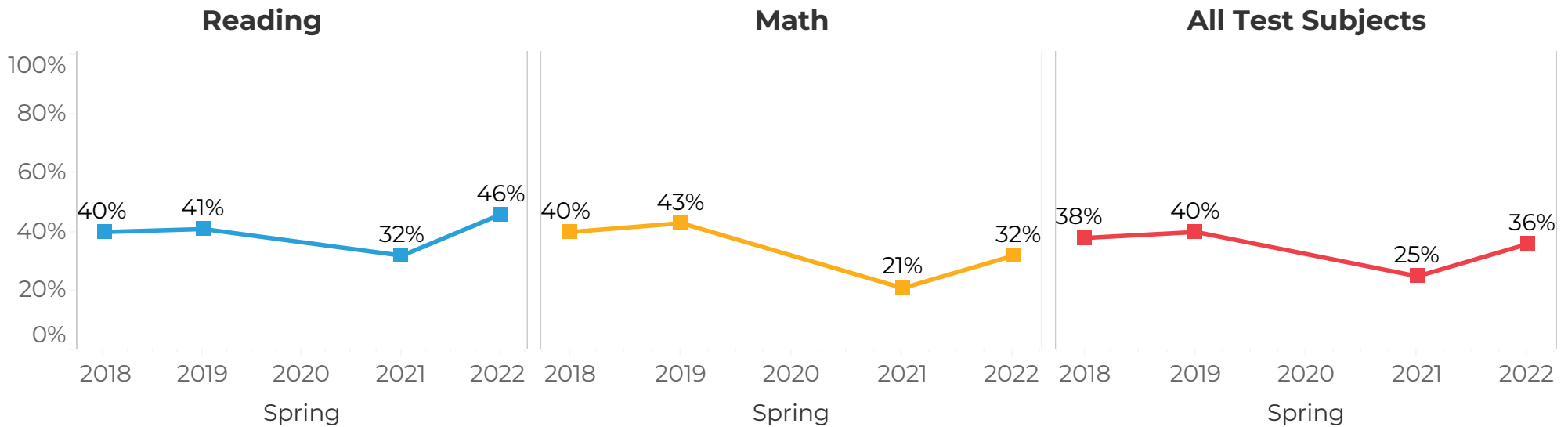
+

6,173

Students in
Public Charter
Schools

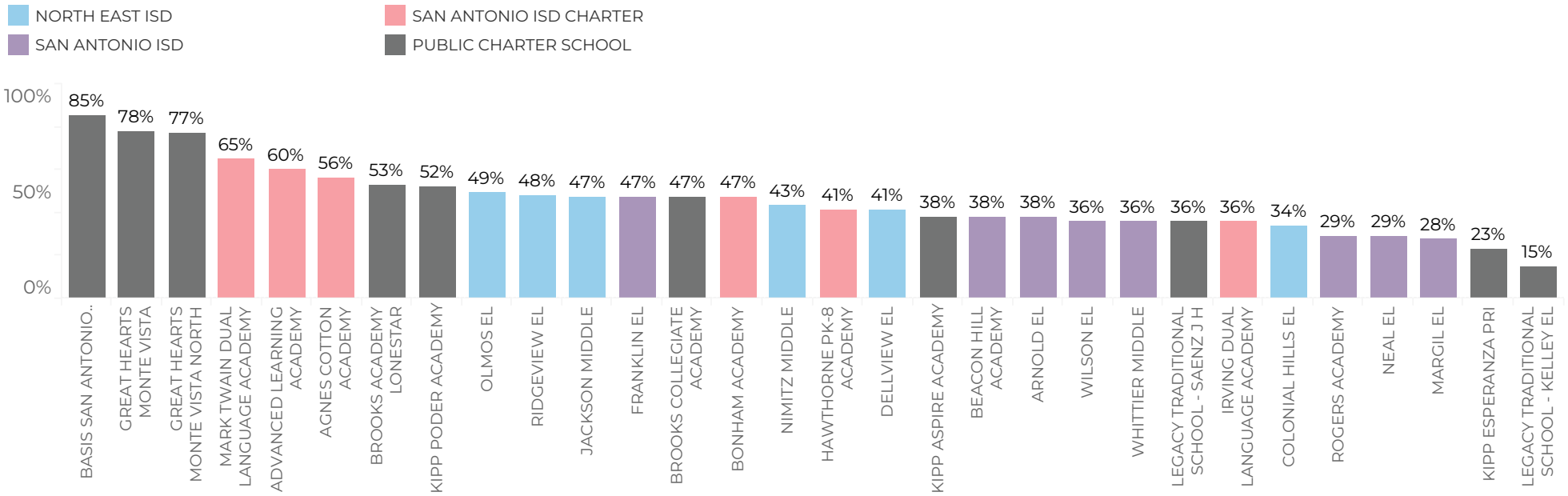
Student Achievement Annual Data Comparison for STAAR 3-8 Exams

Students met or exceeded grade-level standards 36% of the time on State of Texas tests (STAAR) for the 2021-2022 academic year in Grades 3-8 for Reading, Math, Science, and Social Studies. This represents a two percentage point decrease since the Spring of 2018.

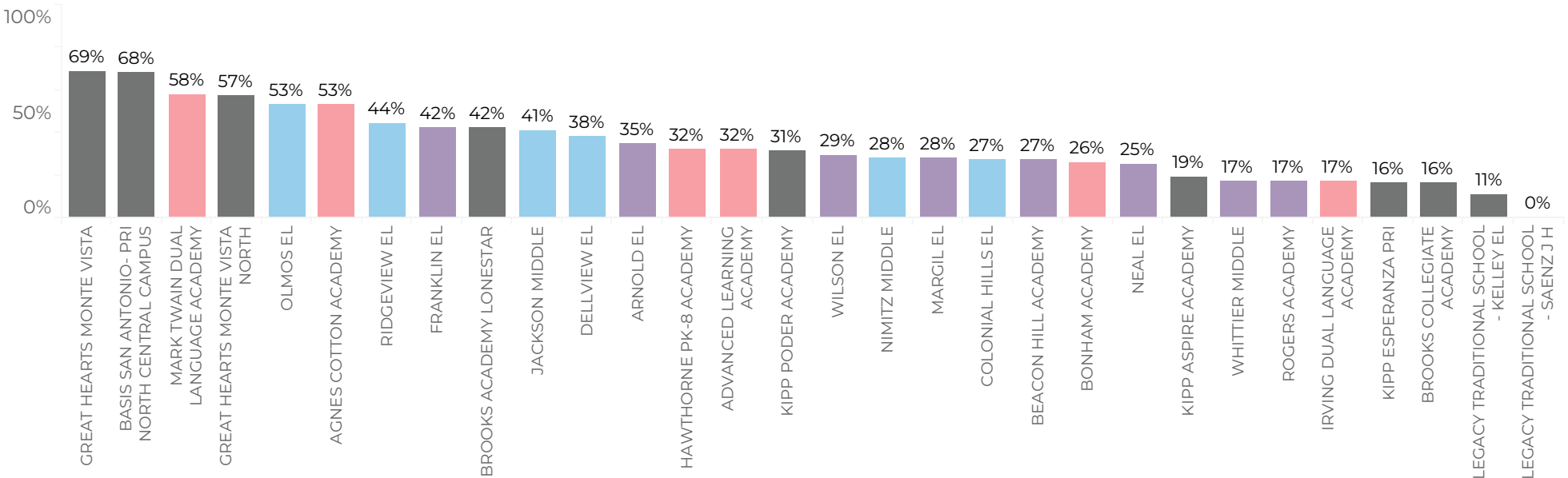


San Antonio City Council District 1

Percentage of Students at or Above Meets Grade Level Standard in Reading



Percentage of Students at or Above Meets Grade Level Standard in Math



San Antonio City Council District 1

Percentage Point Growth in Students Meeting Standards: 2021-2022

Reading Growth			
AGNES COTTON ACADEMY	24	BROOKS ACADEMY LONESTAR	13
GREAT HEARTS MONTE VISTA NORTH	22	NIMITZ MIDDLE	13
WHITTIER MIDDLE	19	LEGACY TRADITIONAL SCHOOL - SAENZ J H	12
BONHAM ACADEMY	19	GREAT HEARTS MONTE VISTA	12
BASIS SAN ANTONIO- PRI NORTH CENTRAL CAMPUS	18	MARGIL EL	12
MARK TWAIN DUAL LANGUAGE ACADEMY	17	BEACON HILL ACADEMY	11
JACKSON MIDDLE	16	ROGERS ACADEMY	11
KIPP ASPIRE ACADEMY	16	RIDGEVIEW EL	10
ADVANCED LEARNING ACADEMY	16	KIPP ESPERANZA PRI	10
FRANKLIN EL	15	IRVING DUAL LANGUAGE ACADEMY	7
DELLVIEW EL	15	NEAL EL	7
BROOKS COLLEGIATE ACADEMY	15	WILSON EL	4
ARNOLD EL	14	COLONIAL HILLS EL	3
HAWTHORNE PK-8 ACADEMY	14	LEGACY TRADITIONAL SCHOOL - KELLEY EL	0
KIPP PODER ACADEMY	14	OLMOS EL	-3

Math Growth			
MARK TWAIN DUAL LANGUAGE ACADEMY	26	DELLVIEW EL	11
GREAT HEARTS MONTE VISTA NORTH	21	ROGERS ACADEMY	11
JACKSON MIDDLE	21	KIPP PODER ACADEMY	9
FRANKLIN EL	21	KIPP ESPERANZA PRI	9
AGNES COTTON ACADEMY	20	WHITTIER MIDDLE	8
ARNOLD EL	18	NIMITZ MIDDLE	7
MARGIL EL	18	COLONIAL HILLS EL	7
HAWTHORNE PK-8 ACADEMY	16	OLMOS EL	7
NEAL EL	16	BROOKS COLLEGIATE ACADEMY	6
WILSON EL	16	KIPP ASPIRE ACADEMY	5
BROOKS ACADEMY LONESTAR	15	GREAT HEARTS MONTE VISTA	5
BASIS SAN ANTONIO- PRI NORTH CENTRAL CAMPUS	14	RIDGEVIEW EL	4
BEACON HILL ACADEMY	14	IRVING DUAL LANGUAGE ACADEMY	1
BONHAM ACADEMY	13	LEGACY TRADITIONAL SCHOOL - KELLEY EL	0
ADVANCED LEARNING ACADEMY	13	LEGACY TRADITIONAL SCHOOL - SAENZ J H	-6

*Schools with blank values in this table did not have two years' worth of test results for comparison.

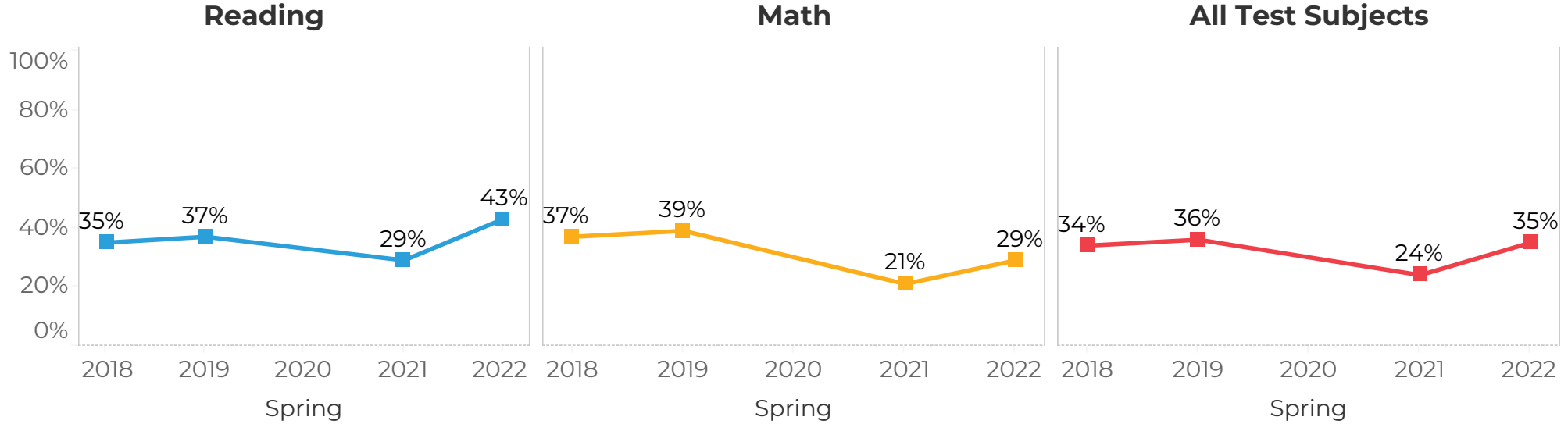
San Antonio City Council District 2

Council Member: Jalen McKee-Rodriguez

24,599	Students in Public Schools	=	15,445	Students in Public ISD Schools	+	4,282	Students in 1882 Partnership/District Charter Schools	+	4,872	Students in Public Charter Schools
---------------	-----------------------------------	----------	---------------	---------------------------------------	----------	--------------	--	----------	--------------	---

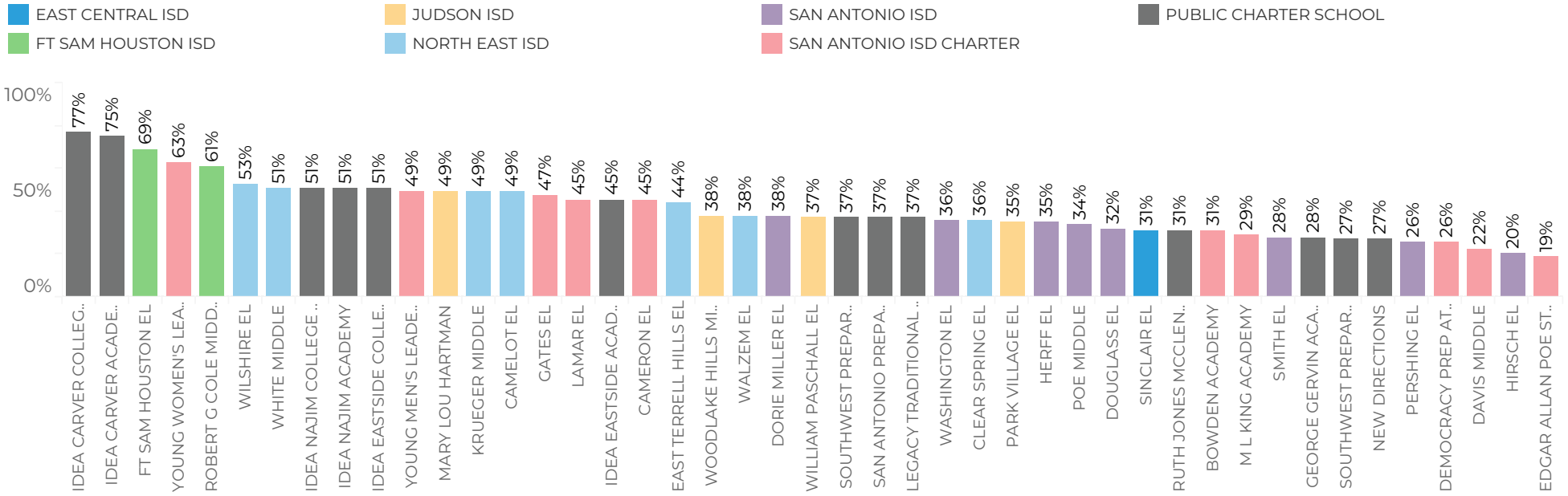
Student Achievement Annual Data Comparison for STAAR 3-8 Exams

Students met or exceeded grade-level standards 35% of the time on State of Texas tests (STAAR) for the 2021-2022 academic year in Grades 3-8 for Reading, Math, Science, and Social Studies. This represents a one percentage point increase since the Spring of 2018.

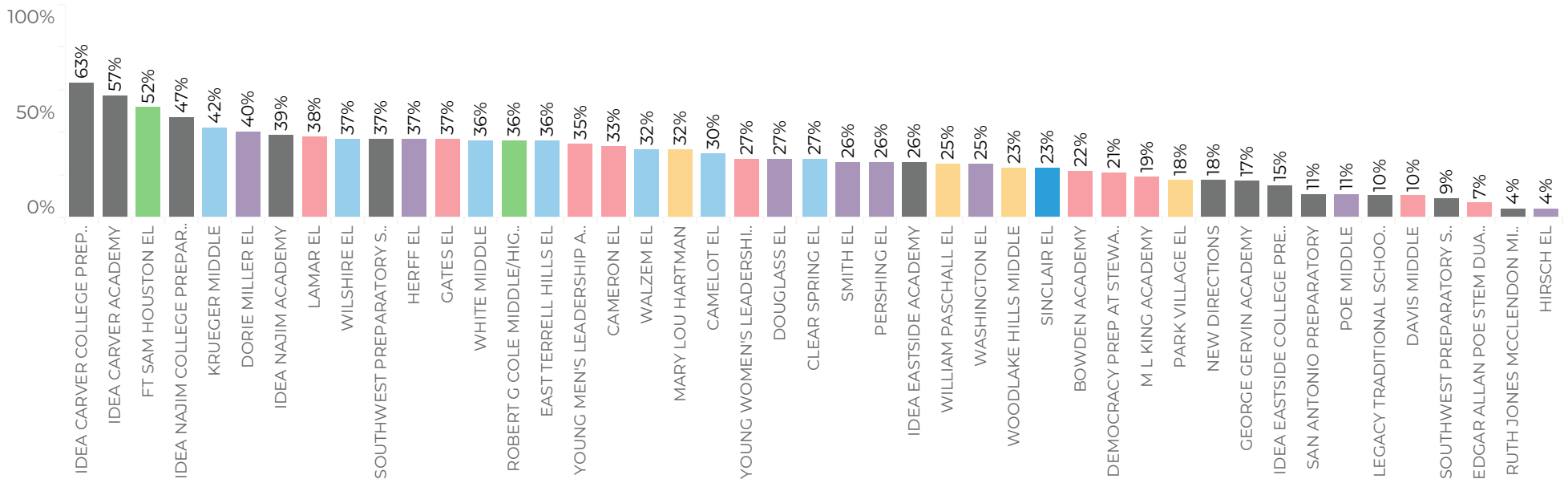


San Antonio City Council District 2

Percentage of Students at or Above Meets Grade Level Standard in Reading



Percentage of Students at or Above Meets Grade Level Standard in Math



San Antonio City Council District 2

Percentage Point Growth in Students Meeting Standards: 2021-2022

Reading Growth

WASHINGTON EL	27	CLEAR SPRING EL	13
CAMERON EL	26	DOUGLASS EL	12
MARY LOU HARTMAN	26	BOWDEN ACADEMY	12
IDEA CARVER COLLEGE PREPARATORY	26	SMITH EL	12
GATES EL	23	DEMOCRACY PREP AT STEWART ACADEMY	12
IDEA CARVER ACADEMY	23	CAMELOT EL	12
IDEA EASTSIDE ACADEMY	22	WALZEM EL	11
IDEA NAJIM ACADEMY	22	SINCLAIR EL	11
SAN ANTONIO PREPARATORY	21	WOODLAKE HILLS MIDDLE	11
YOUNG MEN'S LEADERSHIP ACADEMY	20	DORIE MILLER EL	10
NEW DIRECTIONS	19	WHITE MIDDLE	10
IDEA EASTSIDE COLLEGE PREPARATORY	18	LEGACY TRADITIONAL SCHOOL - WALKER EL	9
PARK VILLAGE EL	17	POE MIDDLE	9
WILSHIRE EL	16	HERFF EL	9
FT SAM HOUSTON EL	16	WILLIAM PASCHALL EL	7
SOUTHWEST PREPARATORY SCHOOL	15	DAVIS MIDDLE	6
M L KING ACADEMY	15	HIRSCH EL	5
KRUEGER MIDDLE	14	EAST TERRELL HILLS EL	5
ROBERT G COLE MIDDLE/HIGH SCHOOL	14	GEORGE GERVIN ACADEMY	3
SOUTHWEST PREPARATORY SOUTHEAST CAMPUS	13	RUTH JONES MCCLENDON MIDDLE	3
LAMAR EL	13	IDEA NAJIM COLLEGE PREPARATORY	-11
PERSHING EL	13	EDGAR ALLAN POE STEM DUAL LANGUAGE MIDDLE	
		YOUNG WOMEN'S LEADERSHIP ACADEMY PRI AT PAGE	

Math Growth

SOUTHWEST PREPARATORY SCHOOL	33	DEMOCRACY PREP AT STEWART ACADEMY	10
LAMAR EL	23	SINCLAIR EL	10
CAMERON EL	22	GATES EL	8
WASHINGTON EL	20	IDEA CARVER ACADEMY	8
IDEA CARVER COLLEGE PREPARATORY	20	M L KING ACADEMY	8
PERSHING EL	20	CAMELOT EL	8
HERFF EL	20	WILLIAM PASCHALL EL	8
IDEA NAJIM ACADEMY	19	WHITE MIDDLE	7
YOUNG MEN'S LEADERSHIP ACADEMY	19	SOUTHWEST PREPARATORY SOUTHEAST CAMPUS	5
MARY LOU HARTMAN	17	DAVIS MIDDLE	5
EAST TERRELL HILLS EL	17	FT SAM HOUSTON EL	4
DOUGLASS EL	16	KRUEGER MIDDLE	4
IDEA NAJIM COLLEGE PREPARATORY	16	POE MIDDLE	4
NEW DIRECTIONS	14	WILSHIRE EL	2
IDEA EASTSIDE ACADEMY	13	SAN ANTONIO PREPARATORY	1
DORIE MILLER EL	13	IDEA EASTSIDE COLLEGE PREPARATORY	-3
BOWDEN ACADEMY	12	WOODLAKE HILLS MIDDLE	-4
SMITH EL	12	LEGACY TRADITIONAL SCHOOL - WALKER EL	-4
WALZEM EL	11	HIRSCH EL	-6
PARK VILLAGE EL	10	GEORGE GERVIN ACADEMY	-6
ROBERT G COLE MIDDLE/HIGH SCHOOL	10	RUTH JONES MCCLENDON MIDDLE	-14
CLEAR SPRING EL	10	EDGAR ALLAN POE STEM DUAL LANGUAGE MIDDLE	
		YOUNG WOMEN'S LEADERSHIP ACADEMY PRI AT PAGE	

*Schools with blank values in this table did not have two years' worth of test results for comparison.

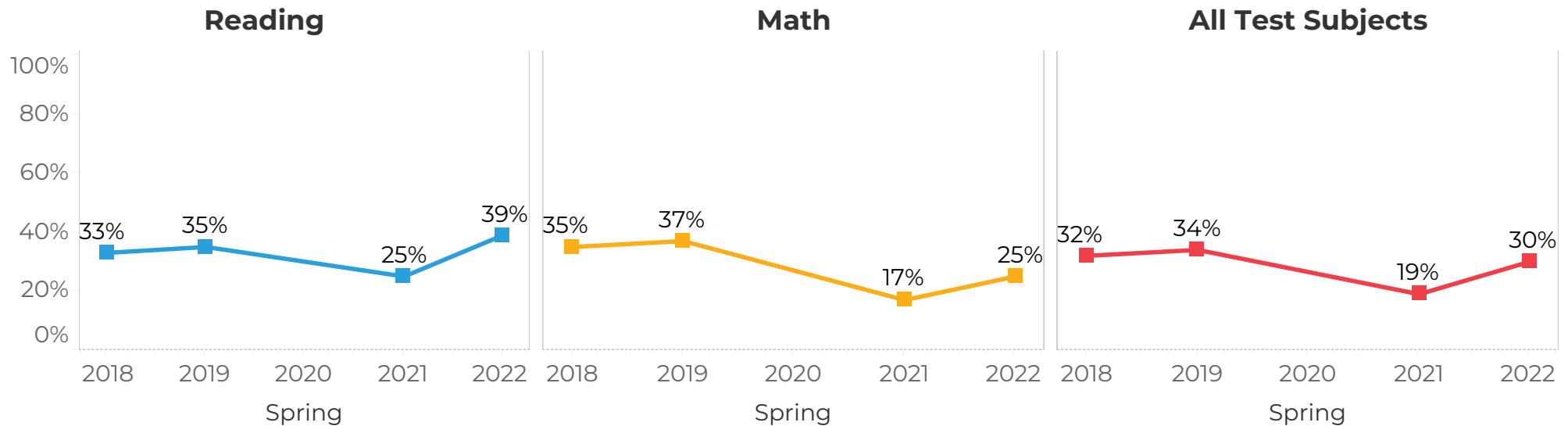
San Antonio City Council District 3

Council Member: Phyllis Viagran

26,419 Students in Public Schools	= 19,444 Students in Public ISD Schools	+	979 Students in 1882 Partnership/District Charter Schools	+	5,996 Students in Public Charter Schools
--	--	----------	--	----------	---

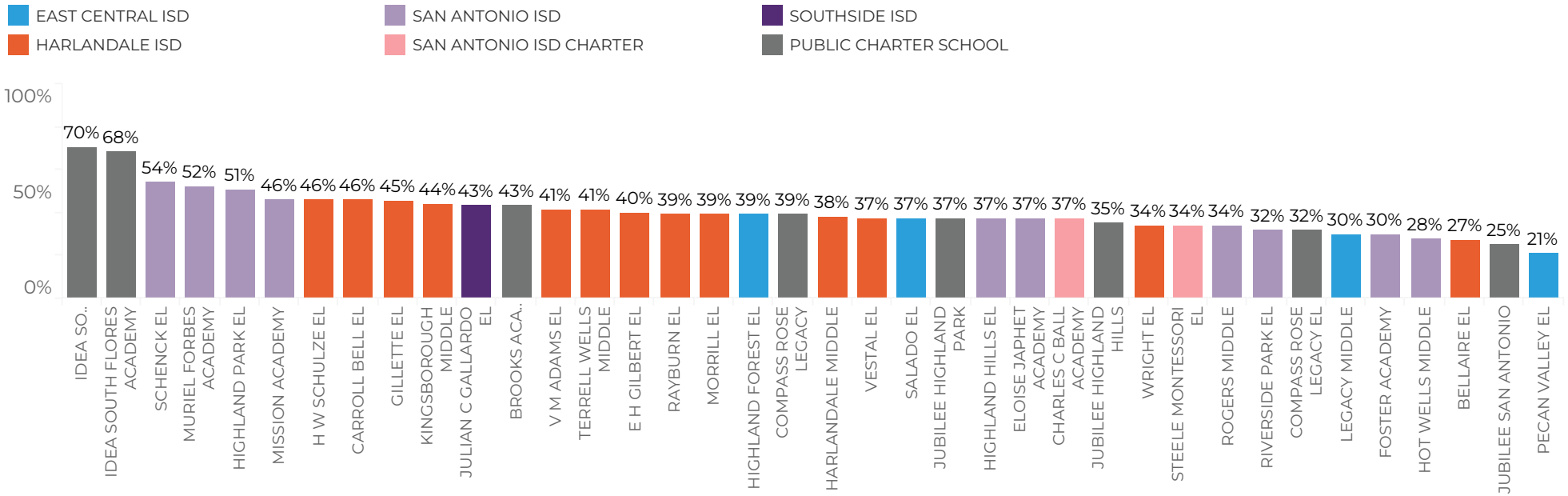
Student Achievement Annual Data Comparison for STAAR 3-8 Exams

Students met or exceeded grade-level standards 30% of the time on State of Texas tests (STAAR) for the 2021-2022 academic year in Grades 3-8 for Reading, Math, Science, and Social Studies. This represents a two percentage point decrease since the Spring of 2018.

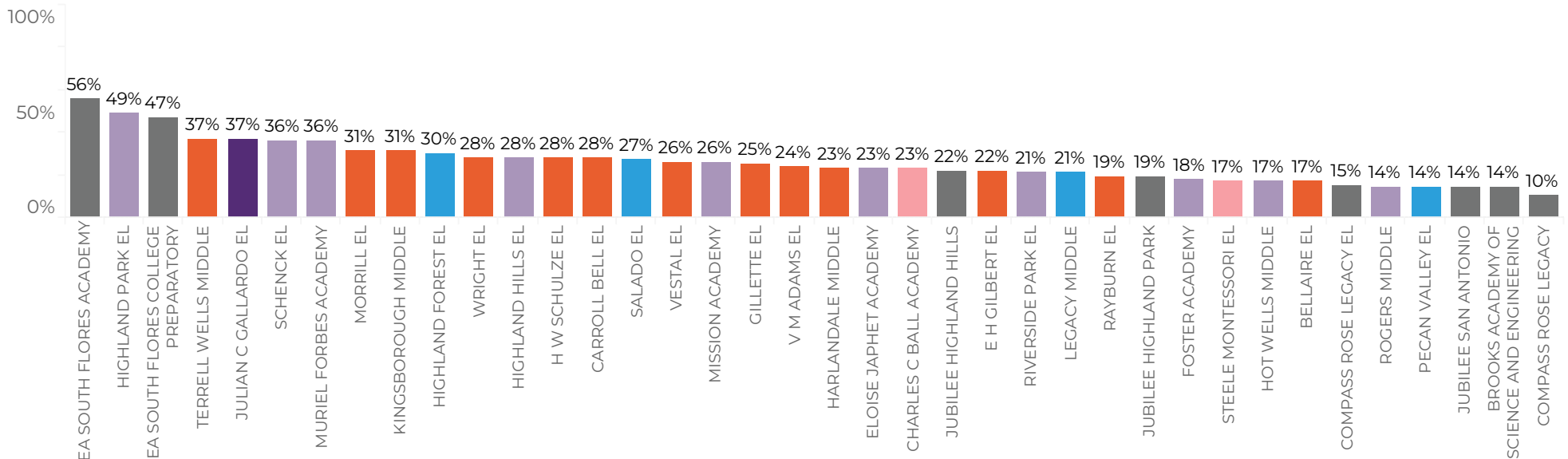


San Antonio City Council District 3

Percentage of Students at or Above Meets Grade Level Standard in Reading



Percentage of Students at or Above Meets Grade Level Standard in Math



San Antonio City Council District 3

Percentage Point Growth in Students Meeting Standards: 2021-2022

Reading Growth

MURIEL FORBES ACADEMY	28	CARROLL BELL EL	14
HIGHLAND PARK EL	26	GILLETTE EL	14
E H GILBERT EL	23	CHARLES C BALL ACADEMY	14
JULIAN C GALLARDO EL	22	FOSTER ACADEMY	14
COMPASS ROSE LEGACY EL	19	IDEA SOUTH FLORES ACADEMY	14
H W SCHULZE EL	19	COMPASS ROSE LEGACY	13
ROGERS MIDDLE	19	TERRELL WELLS MIDDLE	13
ELOISE JAPHET ACADEMY	19	HARLANDALE MIDDLE	12
SCHENCK EL	19	HIGHLAND HILLS EL	12
BROOKS ACADEMY OF SCIENCE AND ENGINEERING	18	RIVERSIDE PARK EL	12
V M ADAMS EL	18	MORRILL EL	10
RAYBURN EL	18	VESTAL EL	10
MISSION ACADEMY	18	SALADO EL	10
HIGHLAND FOREST EL	18	JUBILEE SAN ANTONIO	9
STEELE MONTESSORI EL	16	BELLAIRE EL	7
IDEA SOUTH FLORES COLLEGE PREPARATORY	16	WRIGHT EL	6
JUBILEE HIGHLAND HILLS	15	LEGACY MIDDLE	6
JUBILEE HIGHLAND PARK	15	PECAN VALLEY EL	2
KINGSBOROUGH MIDDLE	15	HOT WELLS MIDDLE	

Math Growth

JULIAN C GALLARDO EL	26	RIVERSIDE PARK EL	8
MURIEL FORBES ACADEMY	24	MORRILL EL	8
HIGHLAND PARK EL	19	SALADO EL	8
HIGHLAND HILLS EL	17	LEGACY MIDDLE	8
V M ADAMS EL	14	MISSION ACADEMY	7
STEELE MONTESSORI EL	14	FOSTER ACADEMY	7
IDEA SOUTH FLORES COLLEGE PREPARATORY	14	JUBILEE SAN ANTONIO	7
H W SCHULZE EL	13	BROOKS ACADEMY OF SCIENCE AND ENGINEERING	4
ELOISE JAPHET ACADEMY	13	GILLETTE EL	4
KINGSBOROUGH MIDDLE	13	JUBILEE HIGHLAND PARK	3
HIGHLAND FOREST EL	12	HARLANDALE MIDDLE	3
TERRELL WELLS MIDDLE	12	RAYBURN EL	2
COMPASS ROSE LEGACY EL	11	VESTAL EL	2
E H GILBERT EL	10	CARROLL BELL EL	1
SCHENCK EL	10	WRIGHT EL	0
JUBILEE HIGHLAND HILLS	10	BELLAIRE EL	-2
ROGERS MIDDLE	9	PECAN VALLEY EL	-3
IDEA SOUTH FLORES ACADEMY	9	COMPASS ROSE LEGACY	-8
CHARLES C BALL ACADEMY	8	HOT WELLS MIDDLE	

*Schools with blank values in this table did not have two years' worth of test results for comparison.

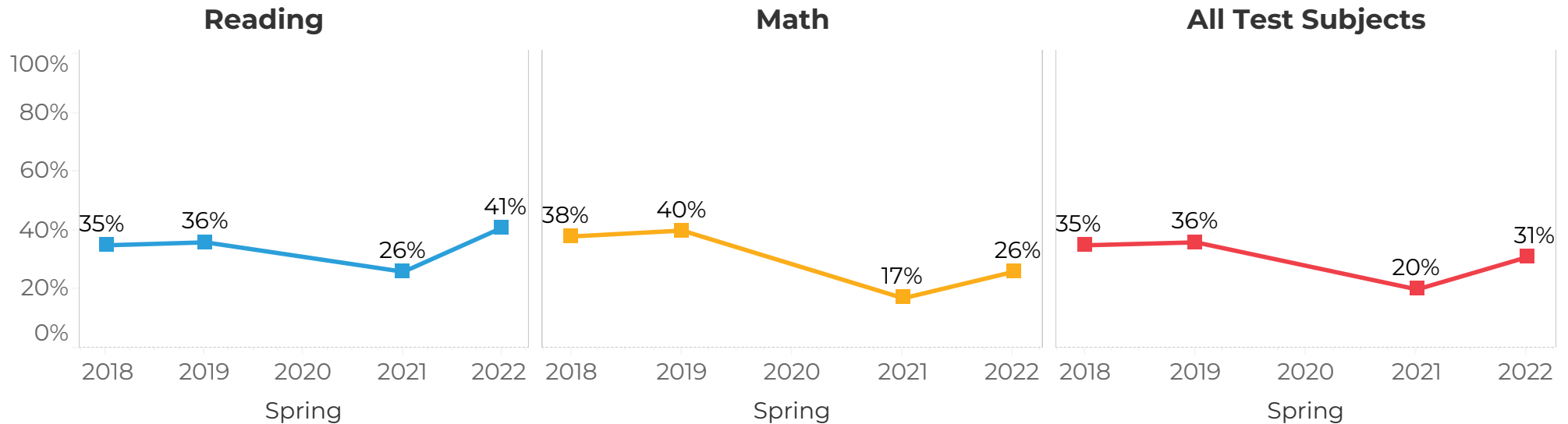
San Antonio City Council District 4

Council Member: Dr. Adriana Rocha Garcia

27,495 Students in Public Schools	= 23,493	Students in Public ISD Schools	+	0	Students in 1882 Partnership/District Charter Schools	+	4,002	Students in Public Charter Schools
--	-----------------	--------------------------------	----------	----------	---	----------	--------------	------------------------------------

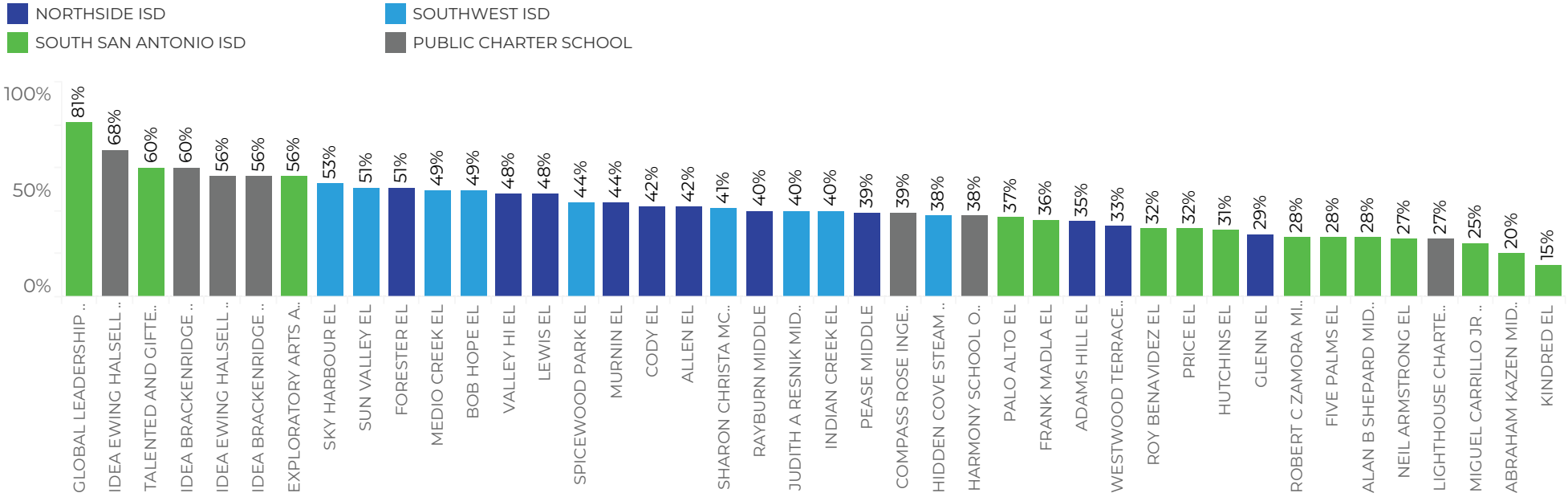
Student Achievement Annual Data Comparison for STAAR 3-8 Exams

Students met or exceeded grade-level standards 31% of the time on State of Texas tests (STAAR) for the 2021-2022 academic year in Grades 3-8 for Reading, Math, Science, and Social Studies. This represents a four percentage point decrease since the Spring of 2018.

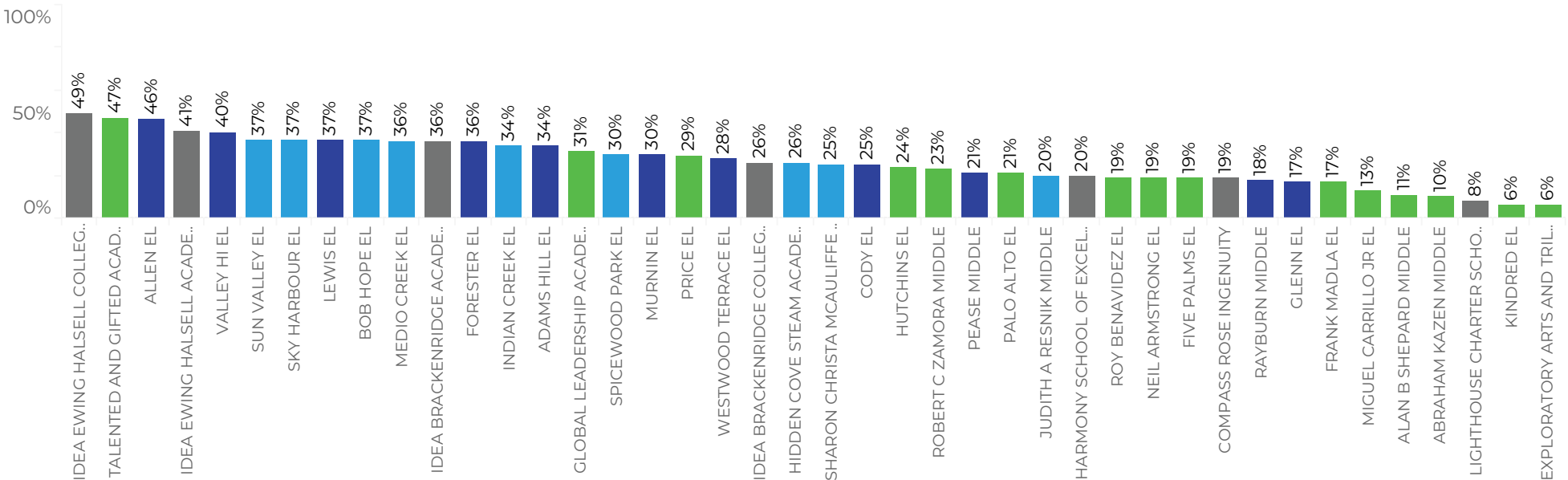


San Antonio City Council District 4

Percentage of Students at or Above Meets Grade Level Standard in Reading



Percentage of Students at or Above Meets Grade Level Standard in Math



San Antonio City Council District 4

Percentage Point Growth in Students Meeting Standards: 2021-2022

Reading Growth			
IDEA BRACKENRIDGE ACADEMY	33	JUDITH A RESNIK MIDDLE	14
CODY EL	23	HIDDEN COVE STEAM ACADEMY	14
IDEA EWING HALSELL ACADEMY	22	RAYBURN MIDDLE	14
SUN VALLEY EL	21	ROY BENAVIDEZ EL	13
SPICEWOOD PARK EL	21	ABRAHAM KAZEN MIDDLE	12
FORESTER EL	21	HARMONY SCHOOL OF EXCELLENCE - SAN ANTONIO	11
SKY HARBOUR EL	20	PRICE EL	11
FRANK MADLA EL	19	IDEA EWING HALSELL COLLEGE PREPARATORY	11
IDEA BRACKENRIDGE COLLEGE PREPARATORY	19	ALAN B SHEPARD MIDDLE	10
VALLEY HI EL	18	HUTCHINS EL	10
COMPASS ROSE INGENUITY	17	MIGUEL CARRILLO JR EL	10
PALO ALTO EL	17	ADAMS HILL EL	10
MEDIO CREEK EL	17	FIVE PALMS EL	9
SHARON CHRISTA MCAULIFFE MIDDLE	16	WESTWOOD TERRACE EL	9
INDIAN CREEK EL	16	LEWIS EL	9
GLENN EL	16	ROBERT C ZAMORA MIDDLE	7
MURNIN EL	16	KINDRED EL	7
BOB HOPE EL	15	LIGHTHOUSE CHARTER SCHOOL - B CAMPUS	5
PEASE MIDDLE	15	TALENTED AND GIFTED ACADEMY	
ALLEN EL	15	EXPLORATORY ARTS AND TRILINGUAL ACADEMY	
NEIL ARMSTRONG EL	14	GLOBAL LEADERSHIP ACADEMY	

Math Growth			
ALLEN EL	18	PALO ALTO EL	7
IDEA EWING HALSELL COLLEGE PREPARATORY	17	PEASE MIDDLE	7
BOB HOPE EL	16	PRICE EL	7
WESTWOOD TERRACE EL	16	FIVE PALMS EL	7
SUN VALLEY EL	15	ABRAHAM KAZEN MIDDLE	6
IDEA BRACKENRIDGE ACADEMY	14	ALAN B SHEPARD MIDDLE	6
SPICEWOOD PARK EL	14	FRANK MADLA EL	5
INDIAN CREEK EL	14	GLENN EL	5
CODY EL	13	NEIL ARMSTRONG EL	5
FORESTER EL	13	ROY BENAVIDEZ EL	5
SHARON CHRISTA MCAULIFFE MIDDLE	13	HARMONY SCHOOL OF EXCELLENCE - SAN ANTONIO	5
SKY HARBOUR EL	12	IDEA EWING HALSELL ACADEMY	3
ADAMS HILL EL	12	HIDDEN COVE STEAM ACADEMY	2
ROBERT C ZAMORA MIDDLE	11	RAYBURN MIDDLE	0
VALLEY HI EL	10	MIGUEL CARRILLO JR EL	0
COMPASS ROSE INGENUITY	10	KINDRED EL	-5
MURNIN EL	10	IDEA BRACKENRIDGE COLLEGE PREPARATORY	-9
HUTCHINS EL	10	LIGHTHOUSE CHARTER SCHOOL - B CAMPUS	-14
LEWIS EL	9	TALENTED AND GIFTED ACADEMY	
MEDIO CREEK EL	8	EXPLORATORY ARTS AND TRILINGUAL ACADEMY	
JUDITH A RESNIK MIDDLE	8	GLOBAL LEADERSHIP ACADEMY	

*Schools with blank values in this table did not have two years' worth of test results for comparison.

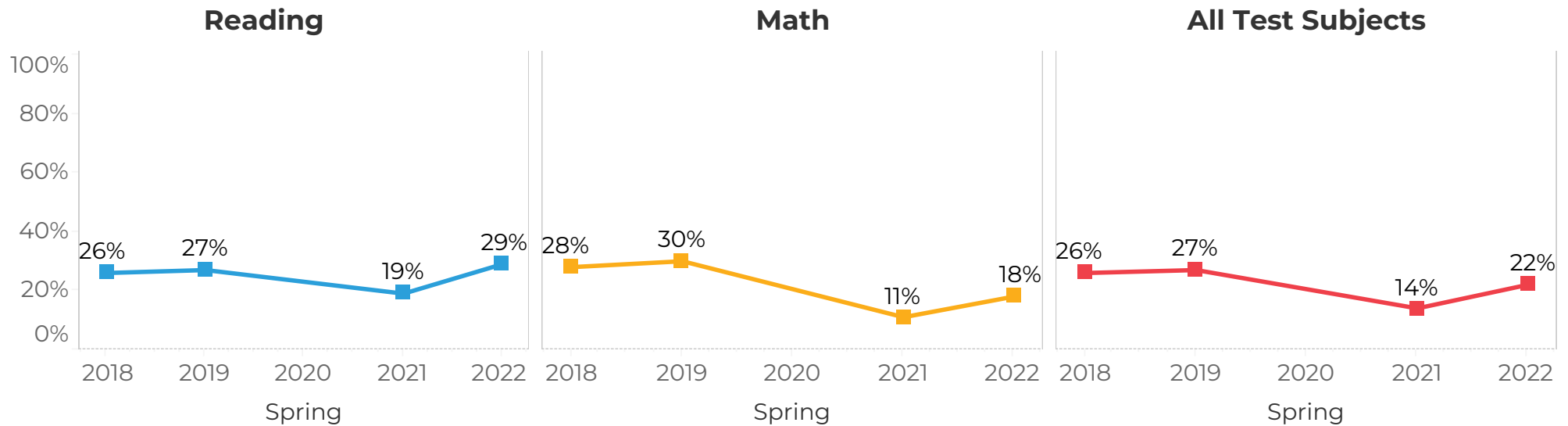
San Antonio City Council District 5

Council Member: Teri Castillo

23,670 Students in Public Schools	=	17,481 Students in Public ISD Schools	+	3,943 Students in 1882 Partnership/District Charter Schools	+	2,246 Students in Public Charter Schools
--	---	--	---	--	---	---

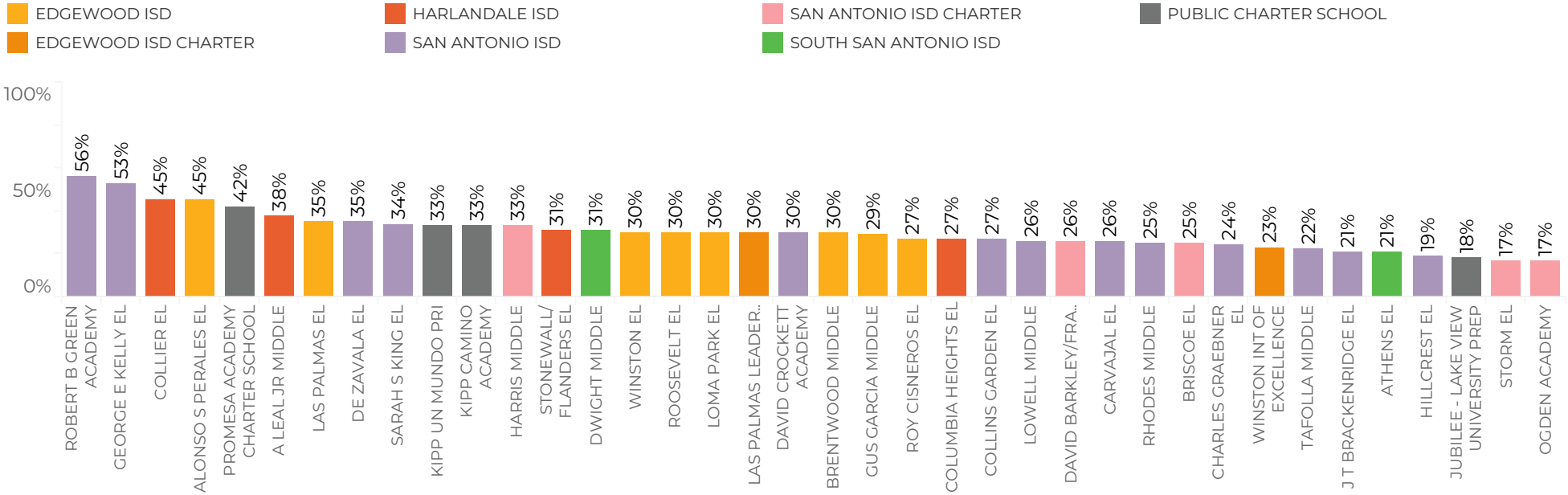
Student Achievement Annual Data Comparison for STAAR 3-8 Exams

Students met or exceeded grade-level standards 22% of the time on State of Texas tests (STAAR) for the 2021-2022 academic year in Grades 3-8 for Reading, Math, Science, and Social Studies. This represents a four percentage point decrease since the Spring of 2018.

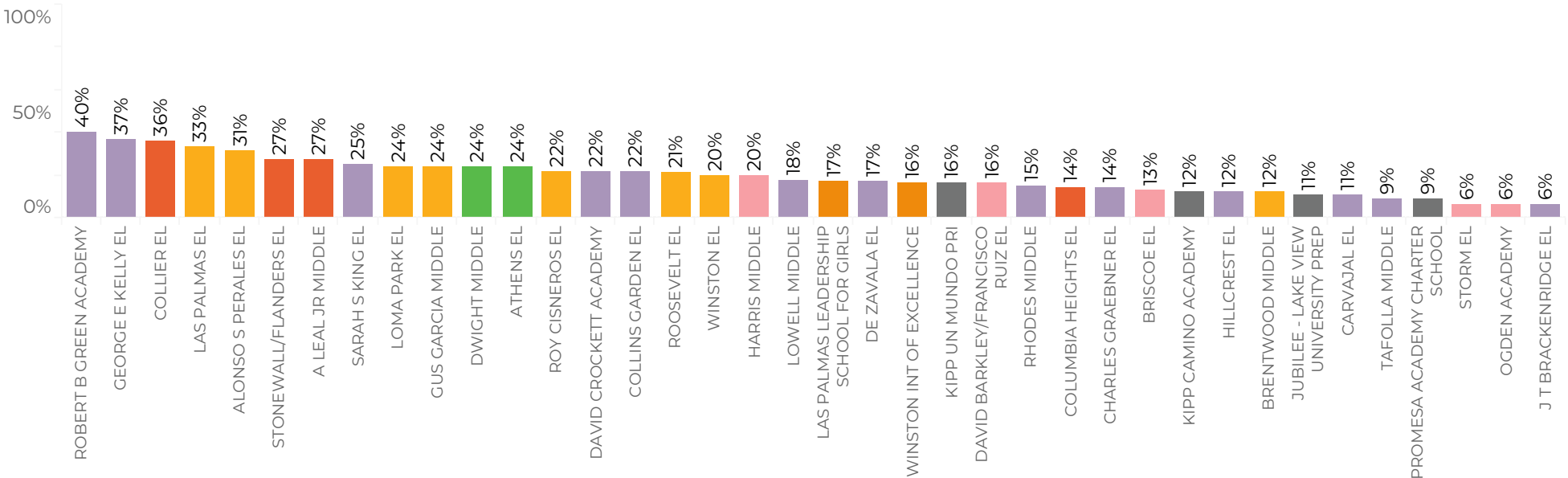


San Antonio City Council District 5

Percentage of Students at or Above Meets Grade Level Standard in Reading



Percentage of Students at or Above Meets Grade Level Standard in Math



San Antonio City Council District 5

Percentage Point Growth in Students Meeting Standards: 2021-2022

Reading Growth

ROBERT B GREEN ACADEMY	31	J T BRACKENRIDGE EL	10
GEORGE E KELLY EL	29	DAVID CROCKETT ACADEMY	10
KIPP UN MUNDO PRI	18	BRENTWOOD MIDDLE	9
ALONSO S PERALES EL	17	GUS GARCIA MIDDLE	9
DE ZAVALA EL	16	BRISCOE EL	9
CARVAJAL EL	16	STORM EL	9
LAS PALMAS EL	15	JUBILEE - LAKE VIEW UNIVERSITY PREP	8
COLLINS GARDEN EL	15	LOMA PARK EL	8
DAVID BARKLEY/FRANCISCO RUIZ EL	15	HILLCREST EL	8
STONEWALL/FLANDERS EL	14	SARAH S KING EL	7
ATHENS EL	13	OGDEN ACADEMY	7
KIPP CAMINO ACADEMY	13	RHODES MIDDLE	6
A LEAL JR MIDDLE	12	CHARLES GRAEBNER EL	6
ROOSEVELT EL	12	TAFOLLA MIDDLE	5
WINSTON EL	12	COLLIER EL	4
LOWELL MIDDLE	11	COLUMBIA HEIGHTS EL	1
DWIGHT MIDDLE	11	PROMESA ACADEMY CHARTER SCHOOL	
ROY CISNEROS EL	10	LAS PALMAS LEADERSHIP SCHOOL FOR GIRLS	
HARRIS MIDDLE	10	WINSTON INT OF EXCELLENCE	

Math Growth

LAS PALMAS EL	25	CHARLES GRAEBNER EL	6
ROBERT B GREEN ACADEMY	20	COLUMBIA HEIGHTS EL	6
GEORGE E KELLY EL	19	KIPP UN MUNDO PRI	5
COLLINS GARDEN EL	14	CARVAJAL EL	4
ATHENS EL	14	BRISCOE EL	4
ROOSEVELT EL	13	HILLCREST EL	4
LOMA PARK EL	13	KIPP CAMINO ACADEMY	3
DAVID CROCKETT ACADEMY	12	J T BRACKENRIDGE EL	3
ALONSO S PERALES EL	11	JUBILEE - LAKE VIEW UNIVERSITY PREP	3
DAVID BARKLEY/FRANCISCO RUIZ EL	11	TAFOLLA MIDDLE	3
STONEWALL/FLANDERS EL	11	COLLIER EL	3
A LEAL JR MIDDLE	11	STORM EL	2
LOWELL MIDDLE	11	SARAH S KING EL	2
GUS GARCIA MIDDLE	11	OGDEN ACADEMY	2
DWIGHT MIDDLE	10	DE ZAVALA EL	0
ROY CISNEROS EL	10	BRENTWOOD MIDDLE	0
HARRIS MIDDLE	9	PROMESA ACADEMY CHARTER SCHOOL	
RHODES MIDDLE	9	LAS PALMAS LEADERSHIP SCHOOL FOR GIRLS	
WINSTON EL	8	WINSTON INT OF EXCELLENCE	

*Schools with blank values in this table did not have two years' worth of test results for comparison.

San Antonio City Council District 6

Council Member: Melissa Cabello Havrda

31,688

Students in
Public
Schools

= 26,121

Students in
Public ISD
Schools

+

74

Students in 1882
Partnership/District
Charter Schools

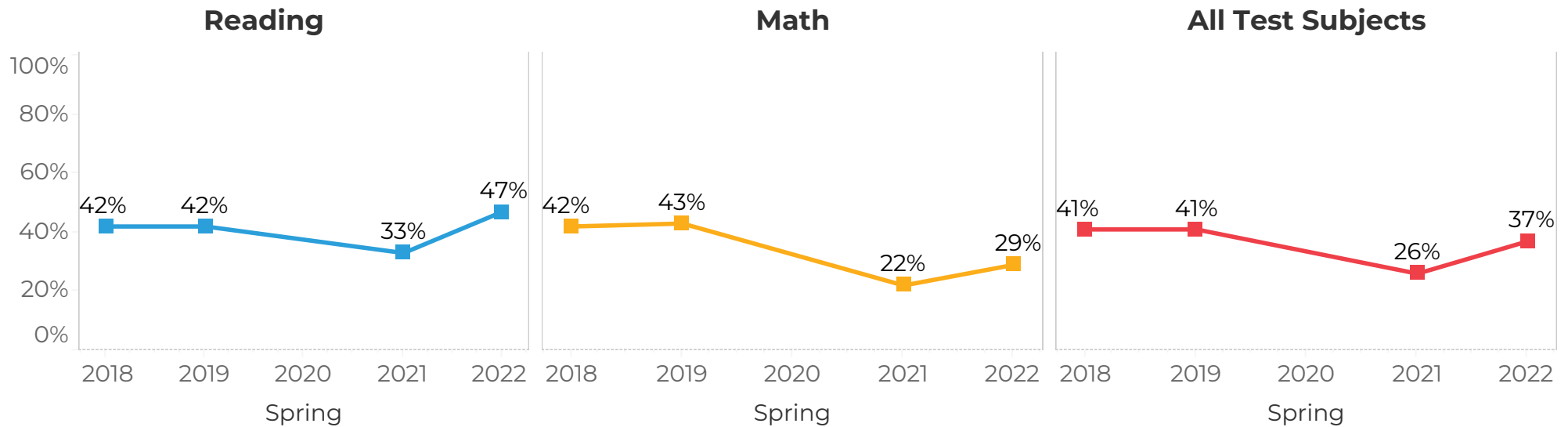
+

5,493

Students in
Public Charter
Schools

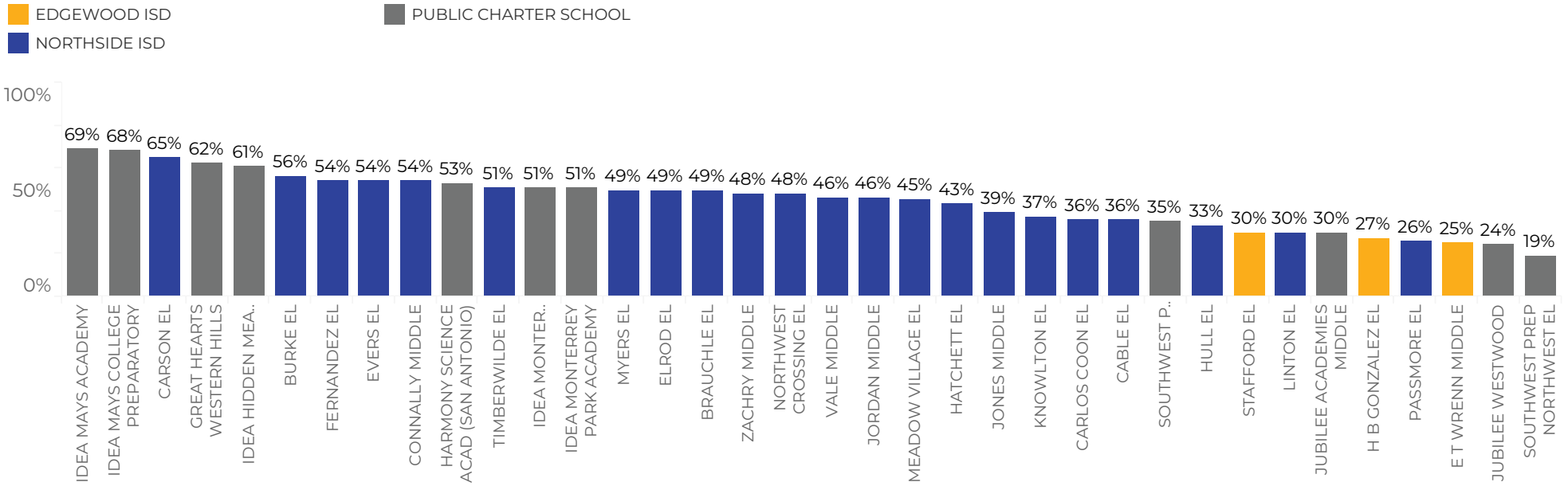
Student Achievement Annual Data Comparison for STAAR 3-8 Exams

Students met or exceeded grade-level standards 37% of the time on State of Texas tests (STAAR) for the 2021-2022 academic year in Grades 3-8 for Reading, Math, Science, and Social Studies. This represents a four percentage point decrease since the Spring of 2018.

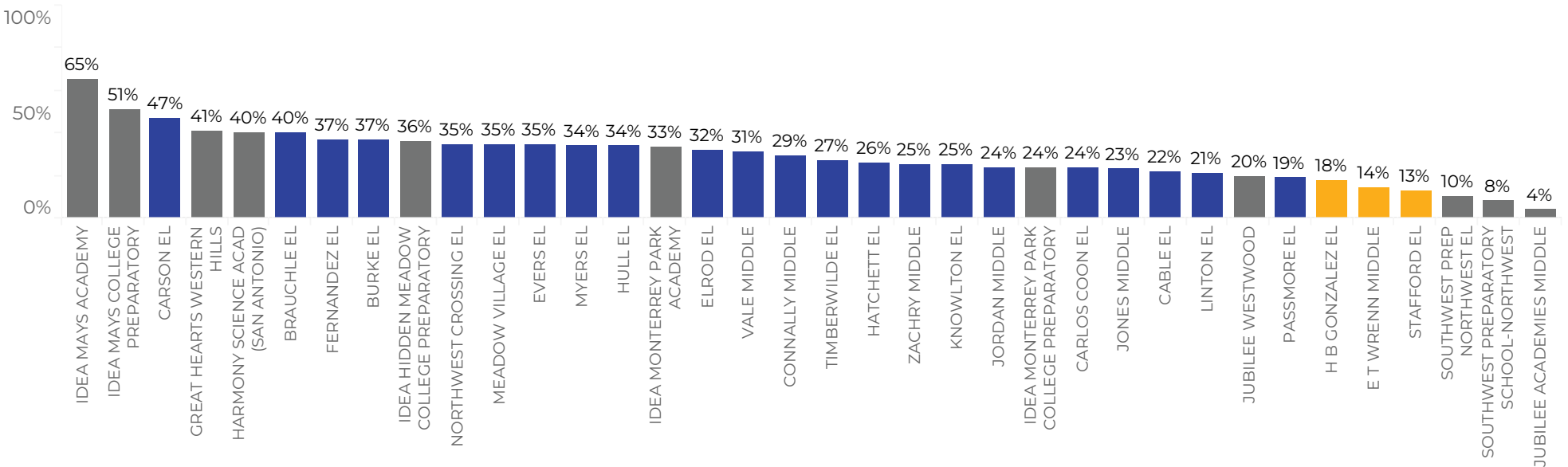


San Antonio City Council District 6

Percentage of Students at or Above Meets Grade Level Standard in Reading



Percentage of Students at or Above Meets Grade Level Standard in Math



San Antonio City Council District 6

Percentage Point Growth in Students Meeting Standards: 2021-2022

Reading Growth

MEADOW VILLAGE EL	23	CARLOS COON EL	14
TIMBERWILDE EL	22	HATCHETT EL	14
SOUTHWEST PREPARATORY SCHOOL-NORTHWEST	21	FERNANDEZ EL	13
GREAT HEARTS WESTERN HILLS	21	CABLE EL	12
NORTHWEST CROSSING EL	21	JORDAN MIDDLE	11
EVERS EL	21	STAFFORD EL	10
BURKE EL	21	IDEA MAYS COLLEGE PREPARATORY	10
SOUTHWEST PREP NORTHWEST EL	19	H B GONZALEZ EL	9
CARSON EL	19	CONNALLY MIDDLE	9
IDEA HIDDEN MEADOW COLLEGE PREPARATORY	18	VALE MIDDLE	9
IDEA MONTERREY PARK ACADEMY	18	JUBILEE WESTWOOD	8
HARMONY SCIENCE ACAD (SAN ANTONIO)	17	JUBILEE ACADEMIES MIDDLE	8
ZACHRY MIDDLE	17	JONES MIDDLE	7
KNOWLTON EL	16	LINTON EL	6
BRAUCHLE EL	16	IDEA MAYS ACADEMY	6
MYERS EL	16	HULL EL	5
PASSMORE EL	15	E T WRENN MIDDLE	3
ELROD EL	15	IDEA MONTERREY PARK COLLEGE PREPARATORY	-5

Math Growth

HARMONY SCIENCE ACAD (SAN ANTONIO)	20	IDEA MAYS ACADEMY	8
BRAUCHLE EL	20	SOUTHWEST PREPARATORY SCHOOL-NORTHWEST	7
NORTHWEST CROSSING EL	18	HATCHETT EL	7
MEADOW VILLAGE EL	17	ZACHRY MIDDLE	6
MYERS EL	16	CARLOS COON EL	6
BURKE EL	14	JORDAN MIDDLE	6
IDEA MONTERREY PARK ACADEMY	14	GREAT HEARTS WESTERN HILLS	5
TIMBERWILDE EL	12	PASSMORE EL	5
CARSON EL	12	VALE MIDDLE	5
ELROD EL	11	JONES MIDDLE	5
SOUTHWEST PREP NORTHWEST EL	10	H B GONZALEZ EL	4
CABLE EL	10	STAFFORD EL	2
KNOWLTON EL	9	CONNALLY MIDDLE	2
FERNANDEZ EL	9	E T WRENN MIDDLE	2
LINTON EL	9	JUBILEE ACADEMIES MIDDLE	-5
HULL EL	9	IDEA MAYS COLLEGE PREPARATORY	-6
EVERS EL	8	IDEA HIDDEN MEADOW COLLEGE PREPARATORY	-8
JUBILEE WESTWOOD	8	IDEA MONTERREY PARK COLLEGE PREPARATORY	-30

*Schools with blank values in this table did not have two years' worth of test results for comparison.

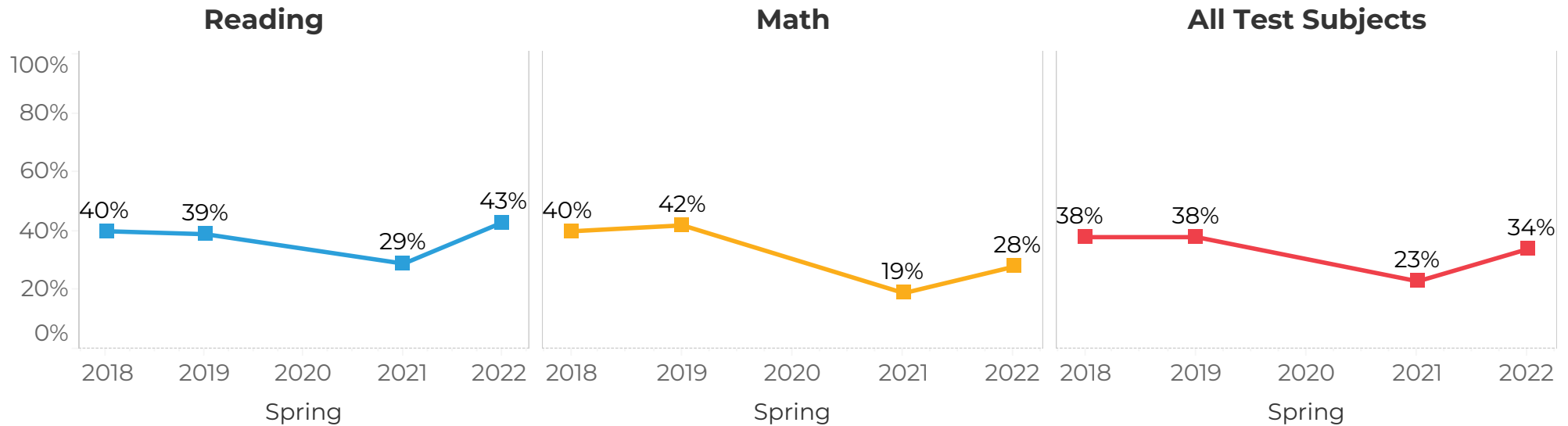
San Antonio City Council District 7

Council Member: Vacant

18,020	Students in Public Schools	= 11,928	Students in Public ISD Schools	+	3,997	Students in 1882 Partnership/District Charter Schools	+	2,095	Students in Public Charter Schools
---------------	----------------------------	-----------------	--------------------------------	----------	--------------	---	----------	--------------	------------------------------------

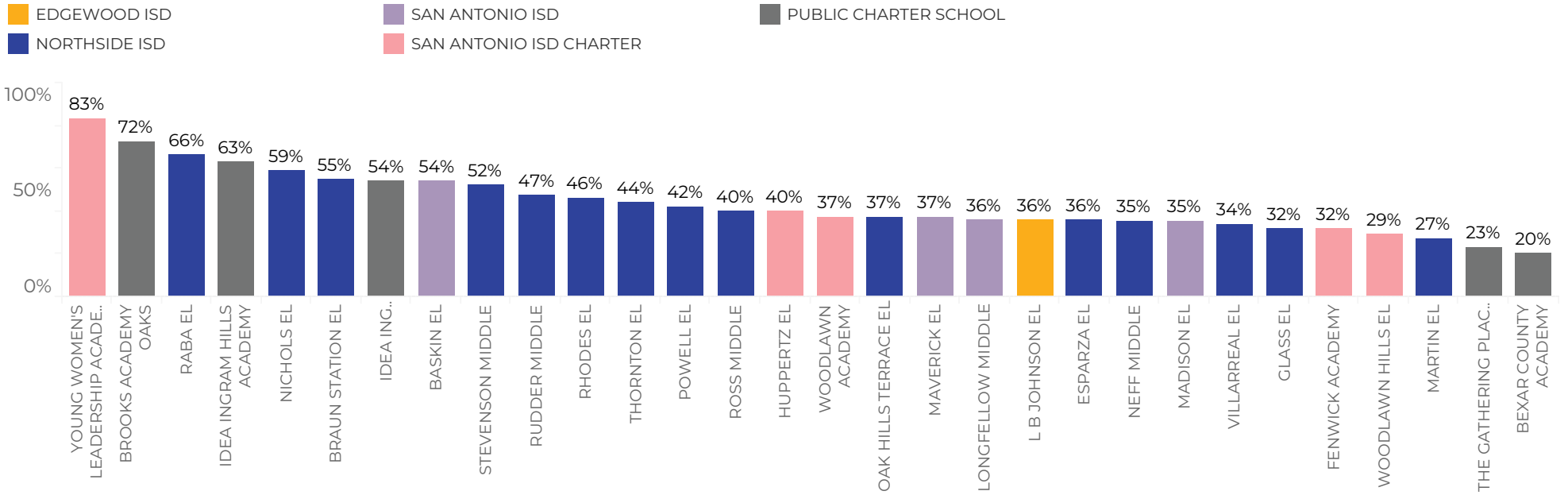
Student Achievement Annual Data Comparison for STAAR 3-8 Exams

Students met or exceeded grade-level standards 34% of the time on State of Texas tests (STAAR) for the 2021-2022 academic year in Grades 3-8 for Reading, Math, Science, and Social Studies. This represents a four percentage point decrease since the Spring of 2018.

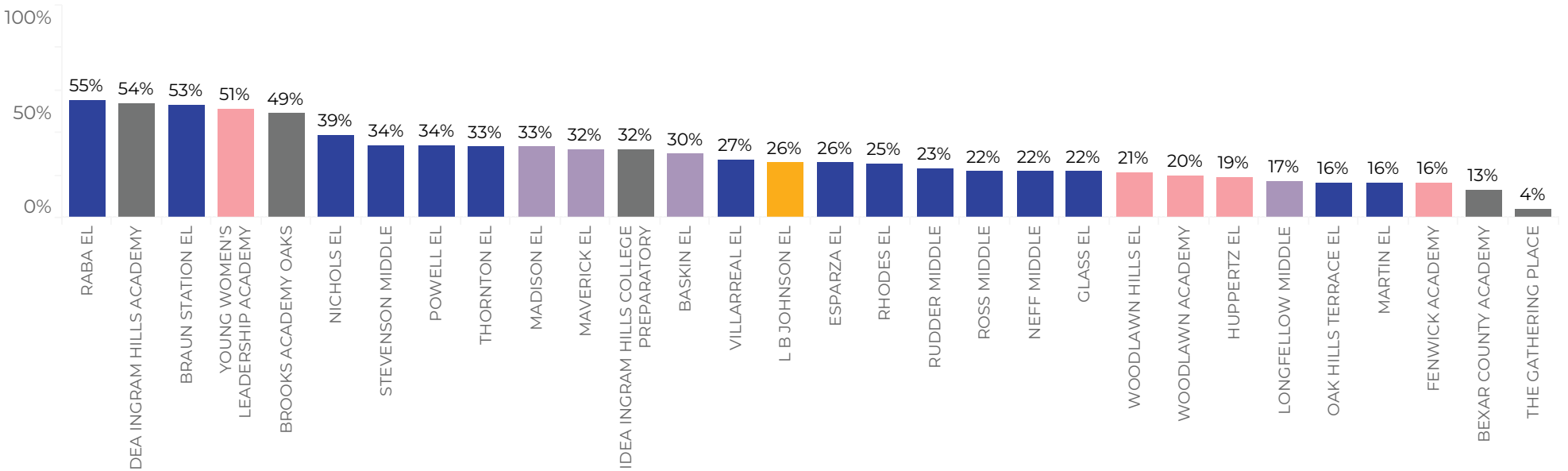


San Antonio City Council District 7

Percentage of Students at or Above Meets Grade Level Standard in Reading



Percentage of Students at or Above Meets Grade Level Standard in Math



San Antonio City Council District 7

Percentage Point Growth in Students Meeting Standards: 2021-2022

Reading Growth

RABA EL	30	WOODLAWN HILLS EL	13
HUPPERTZ EL	27	POWELL EL	13
BASKIN EL	25	BRAUN STATION EL	13
LONGFELLOW MIDDLE	20	STEVENSON MIDDLE	12
BROOKS ACADEMY OAKS	18	WOODLAWN ACADEMY	11
IDEA INGRAM HILLS ACADEMY	18	NEFF MIDDLE	11
RUDDER MIDDLE	17	THORNTON EL	10
ROSS MIDDLE	17	VILLARREAL EL	9
FENWICK ACADEMY	16	OAK HILLS TERRACE EL	9
MAVERICK EL	16	YOUNG WOMEN'S LEADERSHIP ACADEMY	9
RHODES EL	16	BEXAR COUNTY ACADEMY	7
L B JOHNSON EL	15	ESPARZA EL	7
MADISON EL	15	GLASS EL	6
NICHOLS EL	15	IDEA INGRAM HILLS COLLEGE PREPARATORY	-2
MARTIN EL	14	THE GATHERING PLACE	

Math Growth

RABA EL	26	YOUNG WOMEN'S LEADERSHIP ACADEMY	8
MADISON EL	21	BROOKS ACADEMY OAKS	7
BASKIN EL	18	NICHOLS EL	7
MAVERICK EL	17	MARTIN EL	7
HUPPERTZ EL	14	GLASS EL	7
RHODES EL	14	STEVENSON MIDDLE	6
WOODLAWN ACADEMY	13	NEFF MIDDLE	5
FENWICK ACADEMY	12	BEXAR COUNTY ACADEMY	5
POWELL EL	12	ESPARZA EL	5
BRAUN STATION EL	12	ROSS MIDDLE	4
IDEA INGRAM HILLS ACADEMY	11	VILLARREAL EL	4
L B JOHNSON EL	11	RUDDER MIDDLE	3
THORNTON EL	11	OAK HILLS TERRACE EL	0
WOODLAWN HILLS EL	10	IDEA INGRAM HILLS COLLEGE PREPARATORY	-16
LONGFELLOW MIDDLE	9	THE GATHERING PLACE	

*Schools with blank values in this table did not have two years' worth of test results for comparison.

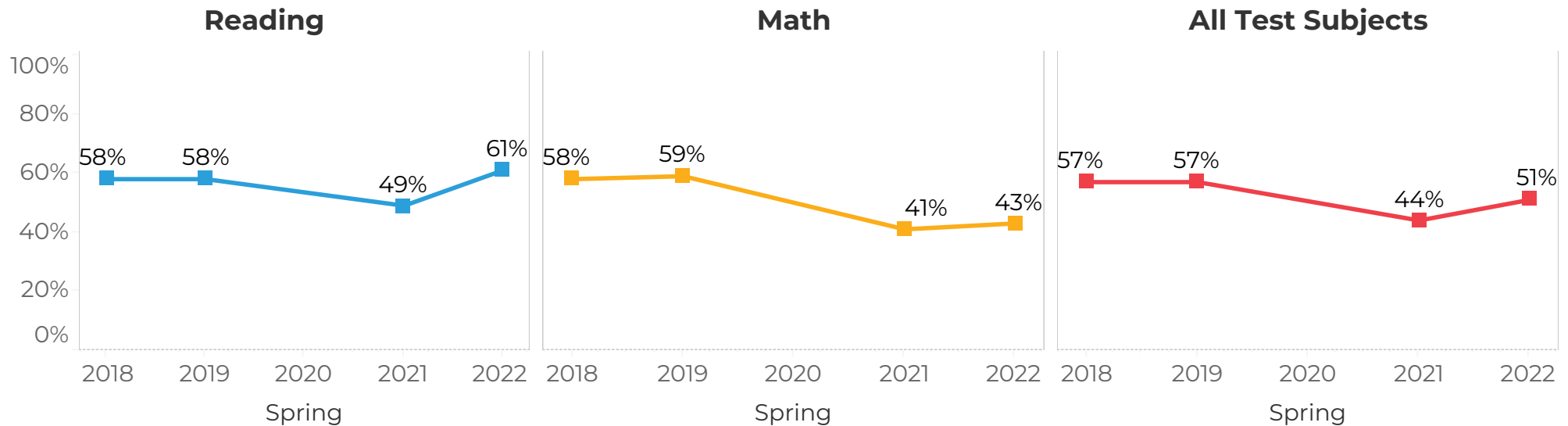
San Antonio City Council District 8

Council Member: Manny Pelaez

23,530 Students in Public Schools	=	20,016 Students in Public ISD Schools	+	0 Students in 1882 Partnership/District Charter Schools	+	3,514 Students in Public Charter Schools
--	---	--	---	--	---	---

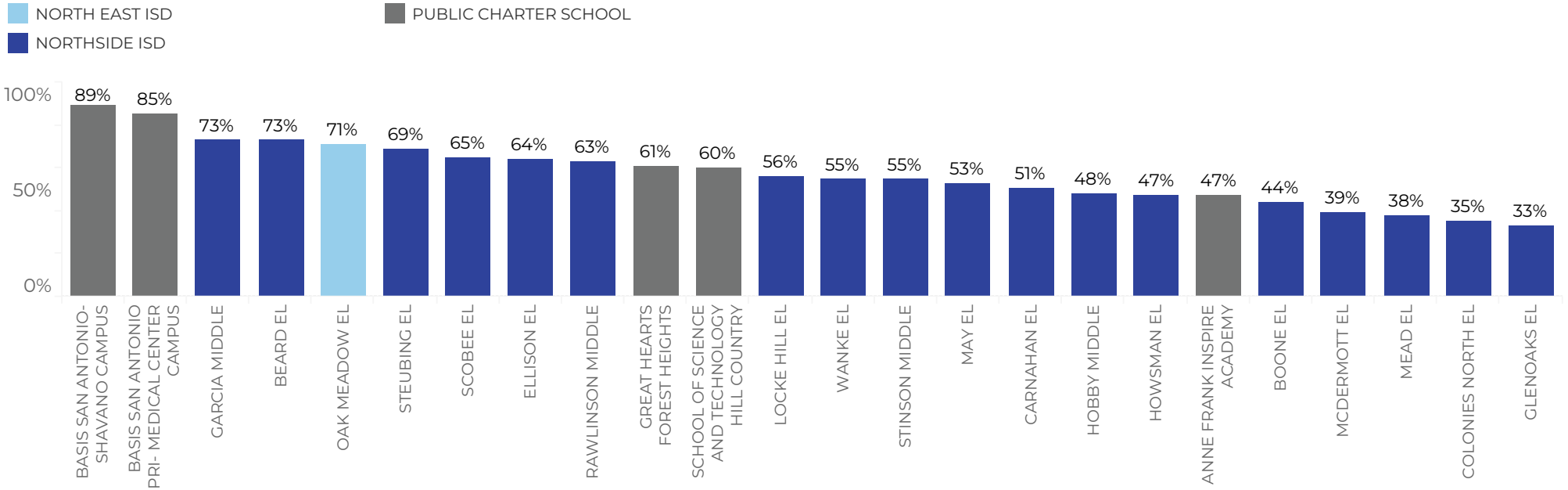
Student Achievement Annual Data Comparison for STAAR 3-8 Exams

Students met or exceeded grade-level standards 51% of the time on State of Texas tests (STAAR) for the 2021-2022 academic year in Grades 3-8 for Reading, Math, Science, and Social Studies. This represents a six percentage point decrease since the Spring of 2018.

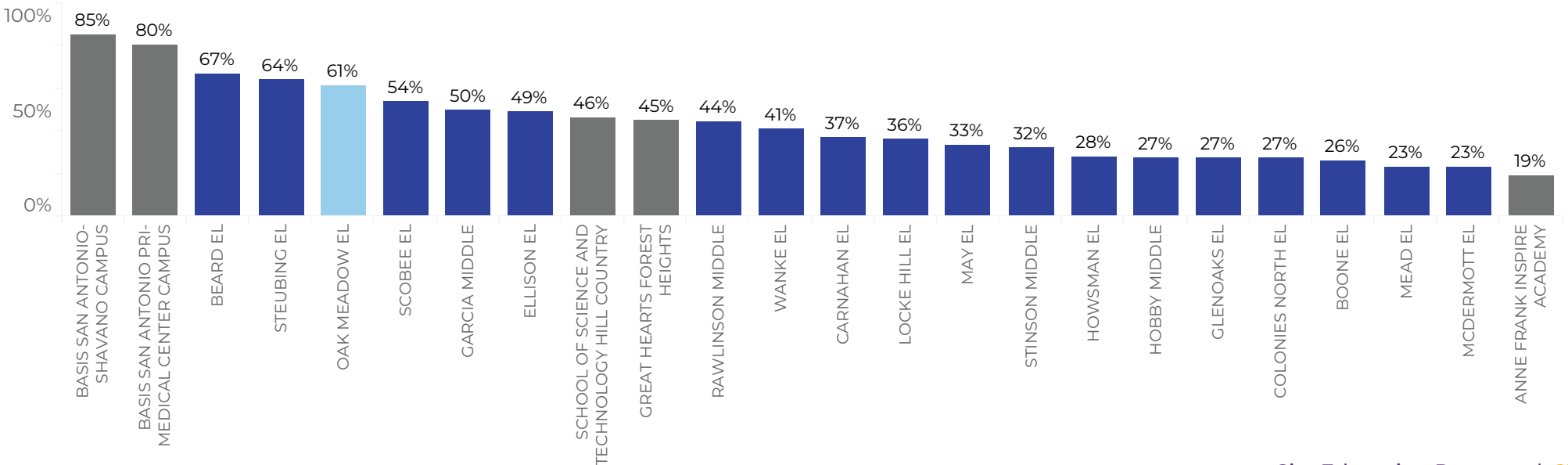


San Antonio City Council District 8

Percentage of Students at or Above Meets Grade Level Standard in Reading



Percentage of Students at or Above Meets Grade Level Standard in Math



San Antonio City Council District 8

Percentage Point Growth in Students Meeting Standards: 2021-2022

Reading Growth

SCHOOL OF SCIENCE AND TECHNOLOGY HILL COUNTRY	25	GREAT HEARTS FOREST HEIGHTS	12
SCOBEE EL	21	MCDERMOTT EL	12
STEBING EL	20	RAWLINSON MIDDLE	11
LOCKE HILL EL	19	OAK MEADOW EL	10
BASIS SAN ANTONIO PRI- MEDICAL CENTER CAMPUS	18	GARCIA MIDDLE	10
HOWSMAN EL	18	HOBBY MIDDLE	9
MEAD EL	18	CARNAHAN EL	9
BOONE EL	17	BEARD EL	9
WANKE EL	17	ELLISON EL	9
GLENOAKS EL	15	BASIS SAN ANTONIO- SHAVANO CAMPUS	8
STINSON MIDDLE	14	COLONIES NORTH EL	8
MAY EL	13	ANNE FRANK INSPIRE ACADEMY	-2

Math Growth

SCOBEE EL	25	MCDERMOTT EL	5
SCHOOL OF SCIENCE AND TECHNOLOGY HILL COUNTRY	19	MAY EL	4
STEBING EL	16	LOCKE HILL EL	3
WANKE EL	15	STINSON MIDDLE	2
BASIS SAN ANTONIO PRI- MEDICAL CENTER CAMPUS	13	RAWLINSON MIDDLE	1
HOWSMAN EL	12	ELLISON EL	1
BOONE EL	10	MEAD EL	0
OAK MEADOW EL	10	BASIS SAN ANTONIO- SHAVANO CAMPUS	0
CARNAHAN EL	10	GREAT HEARTS FOREST HEIGHTS	-1
BEARD EL	10	GARCIA MIDDLE	-2
GLENOAKS EL	9	HOBBY MIDDLE	-3
COLONIES NORTH EL	7	ANNE FRANK INSPIRE ACADEMY	-5

*Schools with blank values in this table did not have two years' worth of test results for comparison.

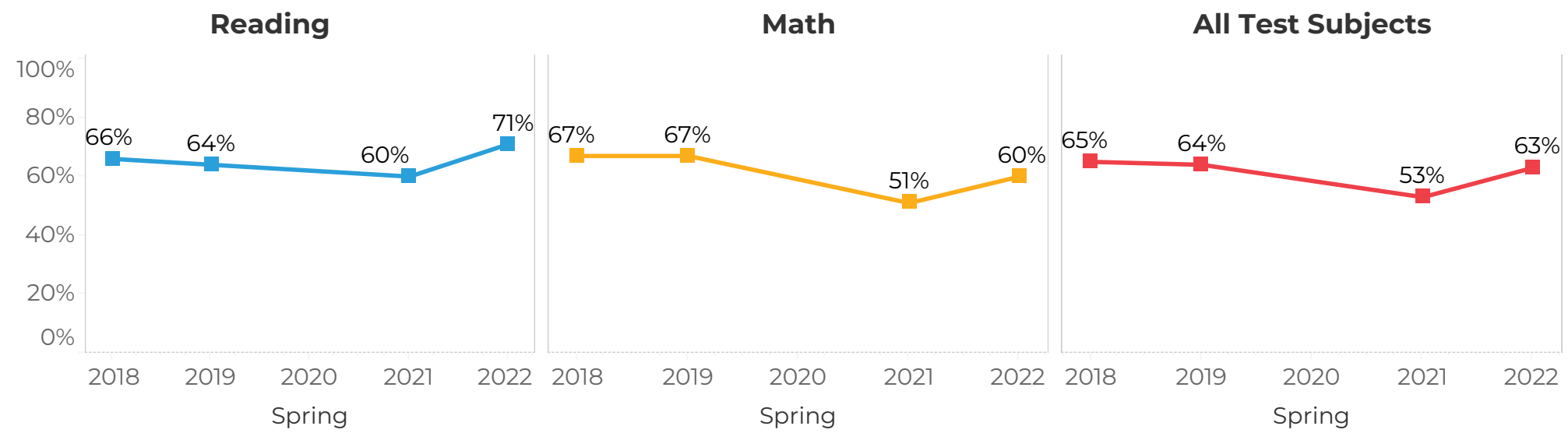
San Antonio City Council District 9

Council Member: John Courage

24,405 Students in Public Schools	= 23,436	Students in Public ISD Schools	+	0	Students in 1882 Partnership/District Charter Schools	+	969	Students in Public Charter Schools
--	-----------------	--------------------------------	----------	----------	---	----------	------------	------------------------------------

Student Achievement Annual Data Comparison for STAAR 3-8 Exams

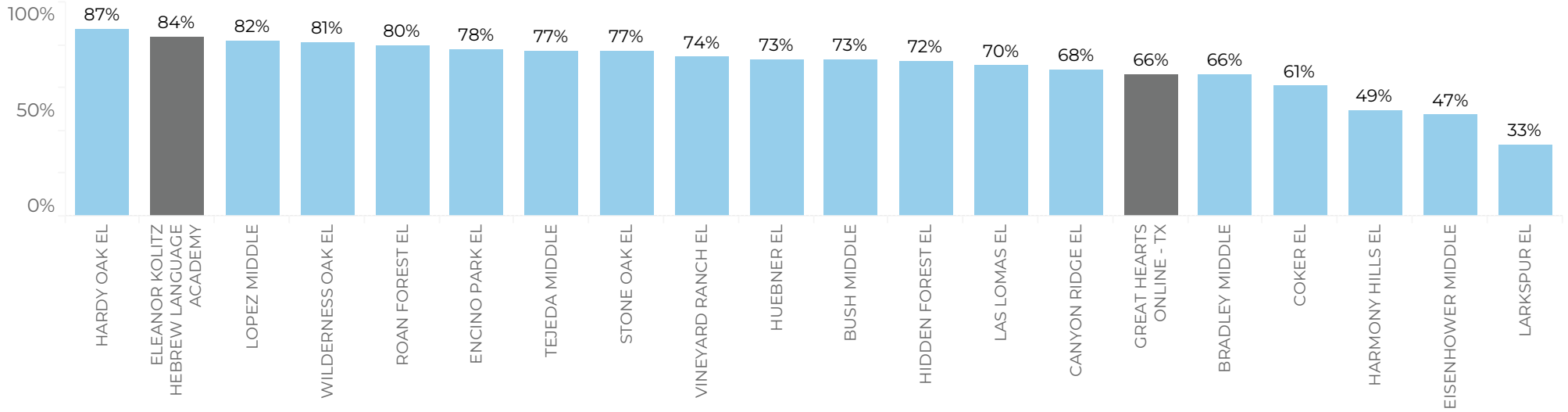
Students met or exceeded grade-level standards 63% of the time on State of Texas tests (STAAR) for the 2021-2022 academic year in Grades 3-8 for Reading, Math, Science, and Social Studies. This represents a two percentage point decrease since the Spring of 2018.



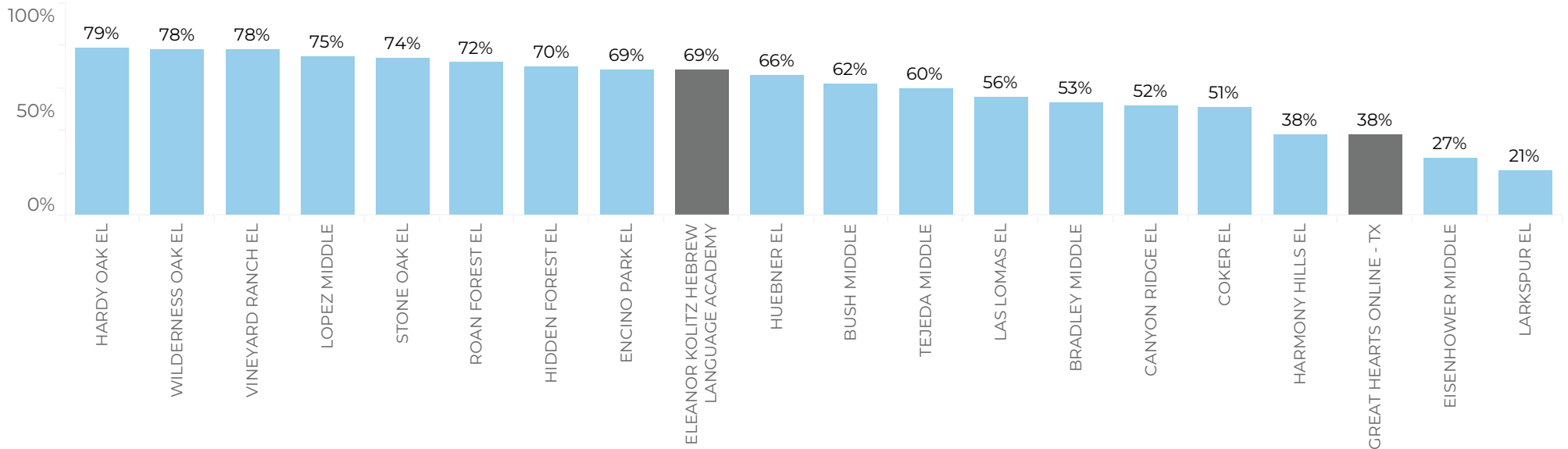
San Antonio City Council District 9

Percentage of Students at or Above Meets Grade Level Standard in Reading

■ NORTH EAST ISD
■ PUBLIC CHARTER SCHOOL



Percentage of Students at or Above Meets Grade Level Standard in Math



San Antonio City Council District 9

Percentage Point Growth in Students Meeting Standards: 2021-2022

Reading Growth

HARMONY HILLS EL	22	EISENHOWER MIDDLE	10
COKER EL	15	TEJEDA MIDDLE	10
ELEANOR KOLITZ HEBREW LANGUAGE ACADEMY	14	LOPEZ MIDDLE	10
HARDY OAK EL	14	ENCINO PARK EL	10
HUEBNER EL	13	STONE OAK EL	9
WILDERNESS OAK EL	12	CANYON RIDGE EL	8
LAS LOMAS EL	12	HIDDEN FOREST EL	6
BRADLEY MIDDLE	11	LARKSPUR EL	5
BUSH MIDDLE	11	VINEYARD RANCH EL	3
ROAN FOREST EL	11	GREAT HEARTS ONLINE - TX	

Math Growth

COKER EL	20	LOPEZ MIDDLE	9
HARMONY HILLS EL	17	EISENHOWER MIDDLE	7
ELEANOR KOLITZ HEBREW LANGUAGE ACADEMY	16	HIDDEN FOREST EL	5
HUEBNER EL	16	BUSH MIDDLE	4
STONE OAK EL	15	TEJEDA MIDDLE	4
BRADLEY MIDDLE	13	ENCINO PARK EL	4
VINEYARD RANCH EL	13	LAS LOMAS EL	3
ROAN FOREST EL	12	LARKSPUR EL	2
HARDY OAK EL	11	CANYON RIDGE EL	-1
WILDERNESS OAK EL	10	GREAT HEARTS ONLINE - TX	

*Schools with blank values in this table did not have two years' worth of test results for comparison.

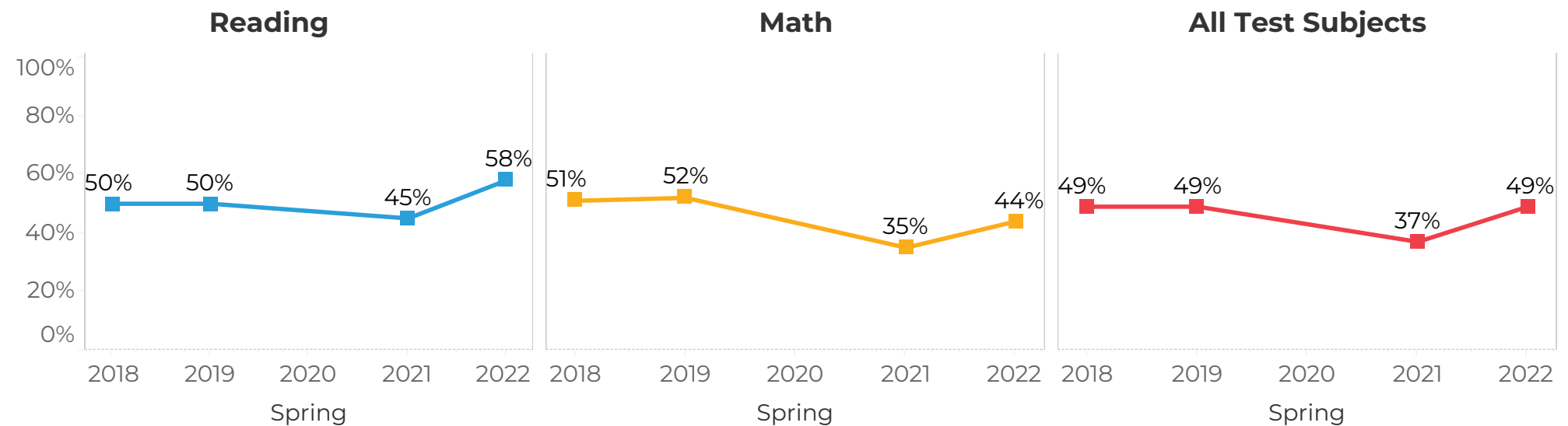
San Antonio City Council District 10

Council Member: Clayton Perry

24,977 Students in Public Schools	=	20,511 Students in Public ISD Schools	+	0	Students in 1882 Partnership/District Charter Schools	+	4,466 Students in Public Charter Schools
--	---	--	---	----------	---	---	---

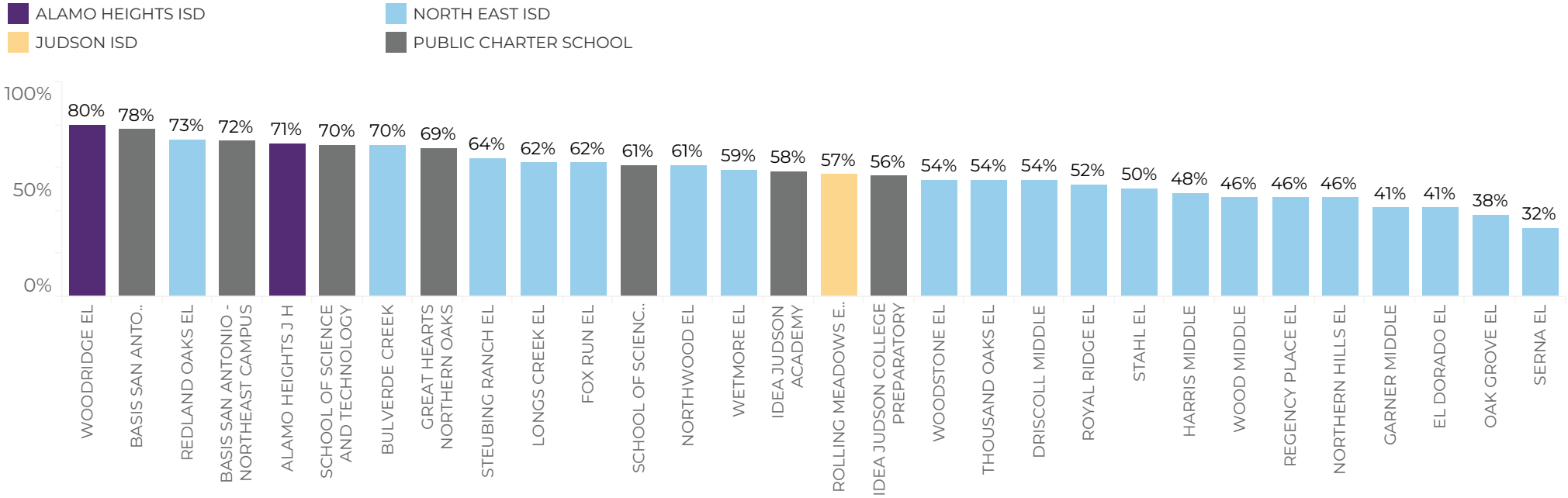
Student Achievement Annual Data Comparison for STAAR 3-8 Exams

Students met or exceeded grade-level standards 49% of the time on State of Texas tests (STAAR) for the 2021-2022 academic year in Grades 3-8 for Reading, Math, Science, and Social Studies. This demonstrates zero percentage change since the Spring of 2018.

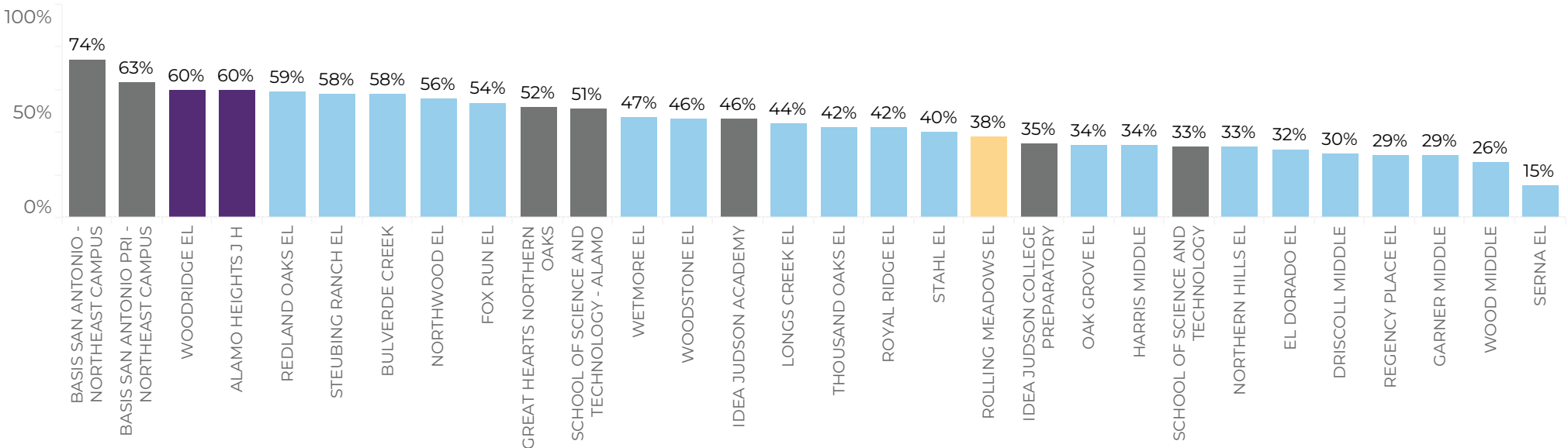


San Antonio City Council District 10

Percentage of Students at or Above Meets Grade Level Standard in Reading



Percentage of Students at or Above Meets Grade Level Standard in Math



San Antonio City Council District 10

Percentage Point Growth in Students Meeting Standards: 2021-2022

Reading Growth

BASIS SAN ANTONIO PRI - NORTHEAST CAMPUS	27	WETMORE EL	13
IDEA JUDSON ACADEMY	25	WOOD MIDDLE	12
SCHOOL OF SCIENCE AND TECHNOLOGY	23	GREAT HEARTS NORTHERN OAKS	11
SCHOOL OF SCIENCE AND TECHNOLOGY - ALAMO	22	GARNER MIDDLE	11
STEUBING RANCH EL	20	REGENCY PLACE EL	11
ROLLING MEADOWS EL	20	EL DORADO EL	11
REDLAND OAKS EL	19	FOX RUN EL	11
ROYAL RIDGE EL	17	BULVERDE CREEK	10
WOODRIDGE EL	16	IDEA JUDSON COLLEGE PREPARATORY	10
DRISCOLL MIDDLE	16	HARRIS MIDDLE	9
STAHL EL	16	LONGS CREEK EL	9
WOODSTONE EL	15	SERNA EL	8
THOUSAND OAKS EL	15	NORTHERN HILLS EL	8
BASIS SAN ANTONIO - NORTHEAST CAMPUS	14	NORTHWOOD EL	5
ALAMO HEIGHTS J H	14	OAK GROVE EL	1

Math Growth

IDEA JUDSON ACADEMY	28	ROLLING MEADOWS EL	9
BASIS SAN ANTONIO - NORTHEAST CAMPUS	27	NORTHERN HILLS EL	9
SCHOOL OF SCIENCE AND TECHNOLOGY - ALAMO	21	BASIS SAN ANTONIO PRI - NORTHEAST CAMPUS	8
REDLAND OAKS EL	20	WOODSTONE EL	8
STAHL EL	17	WOODRIDGE EL	7
STEUBING RANCH EL	16	FOX RUN EL	7
ROYAL RIDGE EL	16	ALAMO HEIGHTS J H	6
OAK GROVE EL	15	WOOD MIDDLE	6
SCHOOL OF SCIENCE AND TECHNOLOGY	14	BULVERDE CREEK	5
DRISCOLL MIDDLE	11	WETMORE EL	4
THOUSAND OAKS EL	11	SERNA EL	4
GARNER MIDDLE	11	IDEA JUDSON COLLEGE PREPARATORY	3
REGENCY PLACE EL	11	NORTHWOOD EL	2
HARRIS MIDDLE	11	GREAT HEARTS NORTHERN OAKS	-1
EL DORADO EL	10	LONGS CREEK EL	-3

*Schools with blank values in this table did not have two years' worth of test results for comparison.

Appendix

General Notes

- Percentages indicate the percentage of assessments that received a 'Meets Grade Level' or above performance standard, across all 3-8 STAAR and STAAR Spanish exams taken within a school or Council District.
- Enrollment data is from School Year 2021-2022 Student Program and Special Populations PEIMS Reports, as reported by TEA and found at: <https://tea.texas.gov/reports-and-data/student-data/standard-reports/peims-standard-reports>.

Geographic Boundaries

- For each City Council District, geographic boundaries were determined using maps from <https://www.sanantonio.gov/council/find-my-council-member>, overlaid with school site locations from TEA's School Locator Map, found at <https://tea-texas.maps.arcgis.com/apps/webappviewer/index.html?id=51f0c8fa684c4d399d8d182e6edd5d97>.
- All public schools open in School Year 2021-2022 and located within the geographic boundaries of the council district were included, except for those registered for AEA (Alternative Education Accountability).

Data Analysis

- STAAR and STAAR Spanish 3-8 raw data is from TEA's [texasassessment.gov](https://txreports.emetric.net) portal, found at <https://txreports.emetric.net>. This released data is raw assessment data and is not comparable to accountability data tables or Texas Academic Performance Reports (TAPR) from TEA.
- School and Council District Data includes results from 3-8 STAAR and STAAR Spanish subject exams (Reading, Math, Science and Social Studies). Results from STAAR 3-8 Alternate 2 exams or STAAR End of Course exams were not included in this analysis. STAAR performance label definitions can be found from TEA at https://tea.texas.gov/sites/default/files/STAAR_Performance_Labels_and_Policy_Definitions.pdf

Raw Conversion Table

The table below from <https://tea.texas.gov/texas-schools/accountability/academic-accountability/performance-reporting/2021-2022-staar-raw-score-conversion-tables> details the number of questions a student needed to answer correctly to receive “Meets Grade Level”.

	Reading		Math		Science		Social Studies	
	English	Spanish	English	Spanish	English	Spanish	English	Spanish
3rd Grade	25 of 34	24 of 34	23 of 32	23 of 32				
4th Grade	27 of 36	26 of 36	24 of 34	24 of 34				
5th Grade	29 of 38	27 of 38	25 of 36	25 of 36	28 of 36	28 of 36		
6th Grade	30 of 40		23 of 38					
7th Grade	31 of 42		25 of 40					
8th Grade	33 of 44		28 of 42		30 of 42		31 of 44	

Helpful Links

To search for student population information, test scores, accountability ratings and other information by school name visit txschools.gov

Founded in 2015, City Education Partners is focused on creating lasting change in San Antonio's education ecosystem. Over the past seven years, CEP has implemented innovative programs aimed at investing in student success from the classroom to the living room.

cityeducationpartners.org



CITY EDUCATION PARTNERS